AEC

UNITED STATES · CANADA · LATIN AMERICA

AEC UPS · USA 2026

CRITICAL POWER · USA 2026

# UPS

## Catalog 2026




**Since 1968**
Continuity and reliability in critical power

**TWSE:1514**
Listed on the Taiwan Stock Exchange since 1994

**80+**
Countries reached by the AEC network

**3 years**
Warranty on the UPS; 5 years on LUMINA, ETHERNO and lithium



THE COMPANY


Company Overview 03
Company History 04
Global Presence 05
AEC in the USA 06
Technology Map 07


The short edition: every series opens with its key numbers, followed by its complete technical specifications.

CONTENTS

# Contents UPS Catalog 2026


| | | POWER | VOLTAGE | PAGE |
|---|---|---|---|---|
| **01** | **UPS SERIES AND LITHIUM · OPENER AND DATASHEET** | | | from p. 8 |
|  | **LUMINA**<br>Online UPS with built-in lithium battery, rack / tower | 1–3 kVA | 120 V | 8 |
|  | **FERRUS**<br>Online UPS, tower | 1–3 kVA | 120 V | 10 |
|  | **FERRUS RT**<br>Online UPS, rack / tower | 1–3 kVA | 120 V | 12 |
|  | **FERRUS SP**<br>Online UPS with isolation transformer, tower | 6–20 kVA | 120/240 V | 14 |
|  | **FERRUS SP RT**<br>Online UPS with isolation transformer, rack / tower | 6–10 kVA | 120/240 V | 16 |
|  | **ETHERNO**<br>Online UPS with lithium modules inside | 10–30 kVA | 208/120 V | 18 |
|  | **AUREON**<br>Online UPS with VRLA modules inside | 10–30 kVA | 208/120 V | 20 |
|  | **RADIANT**<br>Modular UPS, 15 kVA modules | 15–90 kVA | 208 V | 22 |
|  | **RADIANT-IB**<br>Modular UPS, batteries inside | 20–100 kVA | 208 V | 24 |
|  | **CIRRO-IB**<br>Modular UPS, batteries inside | 30–150 kVA | 480 V | 26 |
|  | **CIRRO**<br>Modular UPS up to 1.6 MVA | 60–1,600 kVA | 480 V | 28 |
|  | **INFINITE**<br>Modular UPS, 100 kVA modules, lithium-ready | 100–1,200 kVA | 480 V | 30 |
|  | **L6 lithium**<br>Modular lithium battery cabinets for INFINITE | 29–58 kWh | 512 V DC | 32 |
| **02** | **CONTAINERIZED UPS, BATTERIES AND ACCESSORIES** | | | from p. 34 |
|  | **Containerized UPS**<br>INFINITE and L6 lithium in a 40-foot container | | 480 V | 34 |
|  | **Batteries and cabinets**<br>BAT, BAT...RT and BB4US: which fits which UPS | | 24–240 V DC | 36 |
|  | **Accessories**<br>Network cards, dry contacts, parallel and rack kits | | | 38 |
|  | **Ordering codes**<br>The code to quote for every model, all series | | | 39 |

AEC

ALLIS ELECTRIC GROUP · SINCE 1968

# Company Overview
# Allis Electric Group

AEC INTERNATIONAL (MILAN)

A GLOBAL GROUP

## Group Sites
## Four Continents

AEC is the UPS brand of Allis Electric Co., Ltd., listed on the Taiwan Stock Exchange (TWSE:1514), with factories in Taiwan and sites in Italy, the USA, the UAE, Japan and South Africa.

- The group network
- Miami across the Americas
- The six group sites




**80+** Countries reached by the AEC network

**844** Employees in the group

**6** Group sites on four continents

**58** Years of activity, since 1968

AEC IN THE USA

## AEC in the USA
## Miami, Florida

Sales, stock and service for the United States from Miami: 60 Hz online UPS from 1 kVA to 1.6 MVA.



**2022** Miami, Florida

AEC UPS USA LLC opens: headquarters, stock and training center

**24/7** sales and service

Technicians across the United States; phone and WhatsApp +1 786 553 2100

### People and know-how

**130**

**electronics engineers**
out of 844 employees



15 % in design and R&D · 1 square = 1 %

### Founded 1968, listed 1994

**1968**

Listed on the Taiwan Stock Exchange since 1994 (TWSE:1514).

| 1994 | 1998 | 2022 |
|---|---|---|
| Listed, Taipei | UPS, Milan | USA, Miami |

### Warranty

**3** years on the UPS

**5** years on LUMINA, ETHERNO and lithium

OUR HISTORY

# Company History 1968–2026

Allis Electric Co., Ltd. was founded on September 25, 1968, in Taipei, Taiwan. Its UPS engineering grew in Milan, Italy, from 1998; AEC UPS USA opened in Miami, Florida, in 2022.

THE JOURNEY · 1968 – 2022

TAIPEI · MILAN · MIAMI







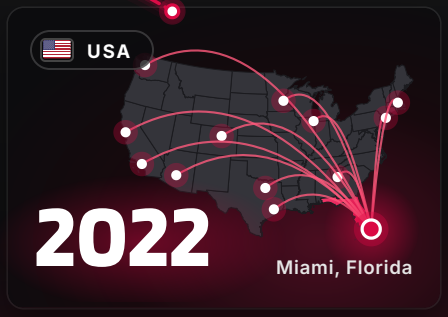


**Taiwan** WHERE IT BEGAN

Allis Electric founded: switchboards, then transformers, switchgear and power electronics.

**Italy** UPS ENGINEERING

AEC International (Milan): UPS design and test center, today the hub for Europe, the Middle East and Africa.

**USA** AEC UPS USA

Stock, training and service for the US, Canada and Latin America, with technicians across the United States.

**58**
years of activity, since 1968

**1994**
listed on the Taiwan Stock Exchange, TWSE:1514

**6**
group sites on four continents

**~$894M**
market capitalization, October 2026

**1968**
**Allis Electric founded**
Taipei, Taiwan: low-voltage switchboards, motor control centers, industrial controls.

**1994**
**Listed in Taiwan**
TWSE:1514. Market cap above $100 million, 500 employees.

**1998**
**AEC International (Milan)**
The group's UPS design and test center, for Europe, the Middle East and Africa.

**2002**
**AEC South Africa**
AEC PHD Powerhouse, Johannesburg, for the Republic of South Africa.

**2015**
**AEC Nippon**
A joint venture in Tokyo for transformers and equipment.

**2022**
**AEC UPS USA**
Miami, Florida, for the US, Canada and Latin America. AEC Power opens in Dubai.

**2024**
**New AEC identity**
The new logo and the tagline: Technology Behind Power.

**2026**
**A US range, 120–480 V**
One catalog for 60 Hz sites, 1 kVA to 1.6 MVA, in every US voltage class.

AEC LOGO EVOLUTION

## Logo History 1968 and 2024

The diamond of the first sign became the AEC mark of today.




56 YEARS

2024–TODAY

**TECHNOLOGY BEHIND POWER**

The tagline of the AEC brand, from 2024.

GLOBAL PRESENCE

# Global Presence Six Group Sites

AEC works through subsidiaries, branch offices and certified partners, with local stock and field engineers where customers operate. The United States, Canada and Latin America are served from Miami, Florida.

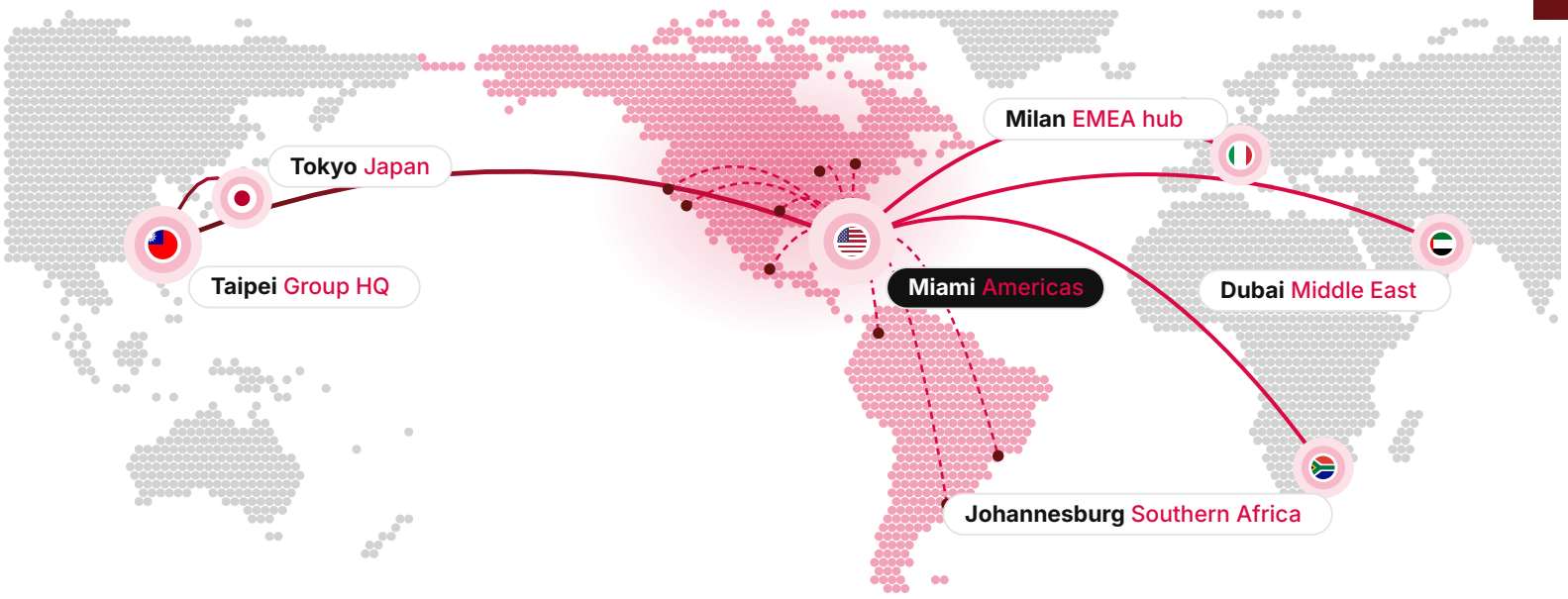


The Americas, served from Miami — Group network: Miami, Taipei and the hubs — Support from Miami to the Americas

**AEC UPS USA LLC**
Miami, Florida
US, Canada and Latin America

**Allis Electric Co., Ltd.**
Taipei
Group headquarters

**AEC International (Milan)**
Milan
Europe, Middle East and Africa

**AEC PHD Powerhouse Ltd**
Johannesburg
Republic of South Africa

**AEC Nippon Co., Ltd.**
Tokyo
Transformers and equipment

**AEC Power LLC**
Dubai
Middle East

## OFFICE HOURS AROUND THE WORLD

8 am – 6 pm local, standard time, on the UTC clock

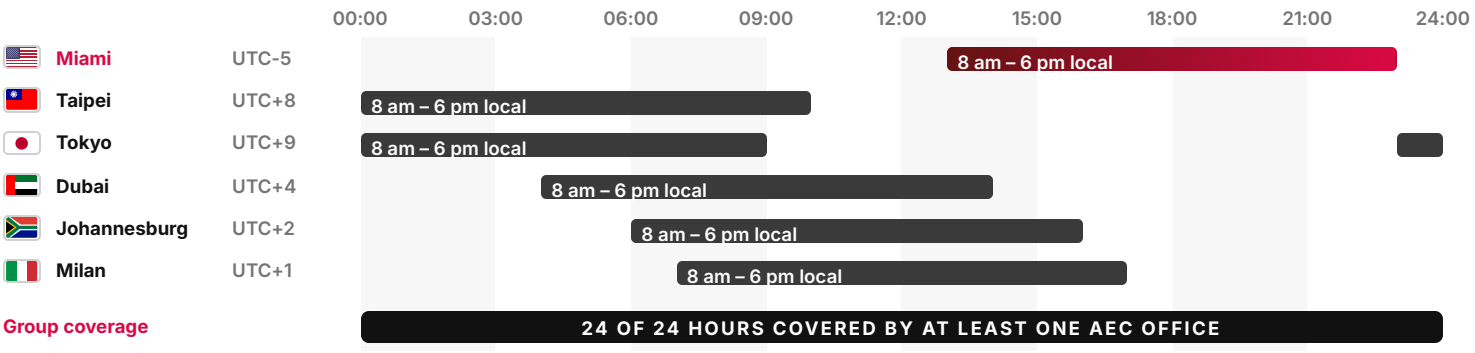




**6**
Group sites

**24/7**
Sales and service line, from Miami

**21+**
Countries with spare parts in stock

**80+**
Countries reached by the AEC network

AEC UPS USA LLC · MIAMI, FLORIDA

# AEC in the USA Nationwide from Miami

AEC UPS USA LLC opened in Miami, Florida, in 2022: headquarters, stock and training center. Sales, stock and service for the whole United States from Miami, with technicians across the country and a support line that never closes, in every US time zone.

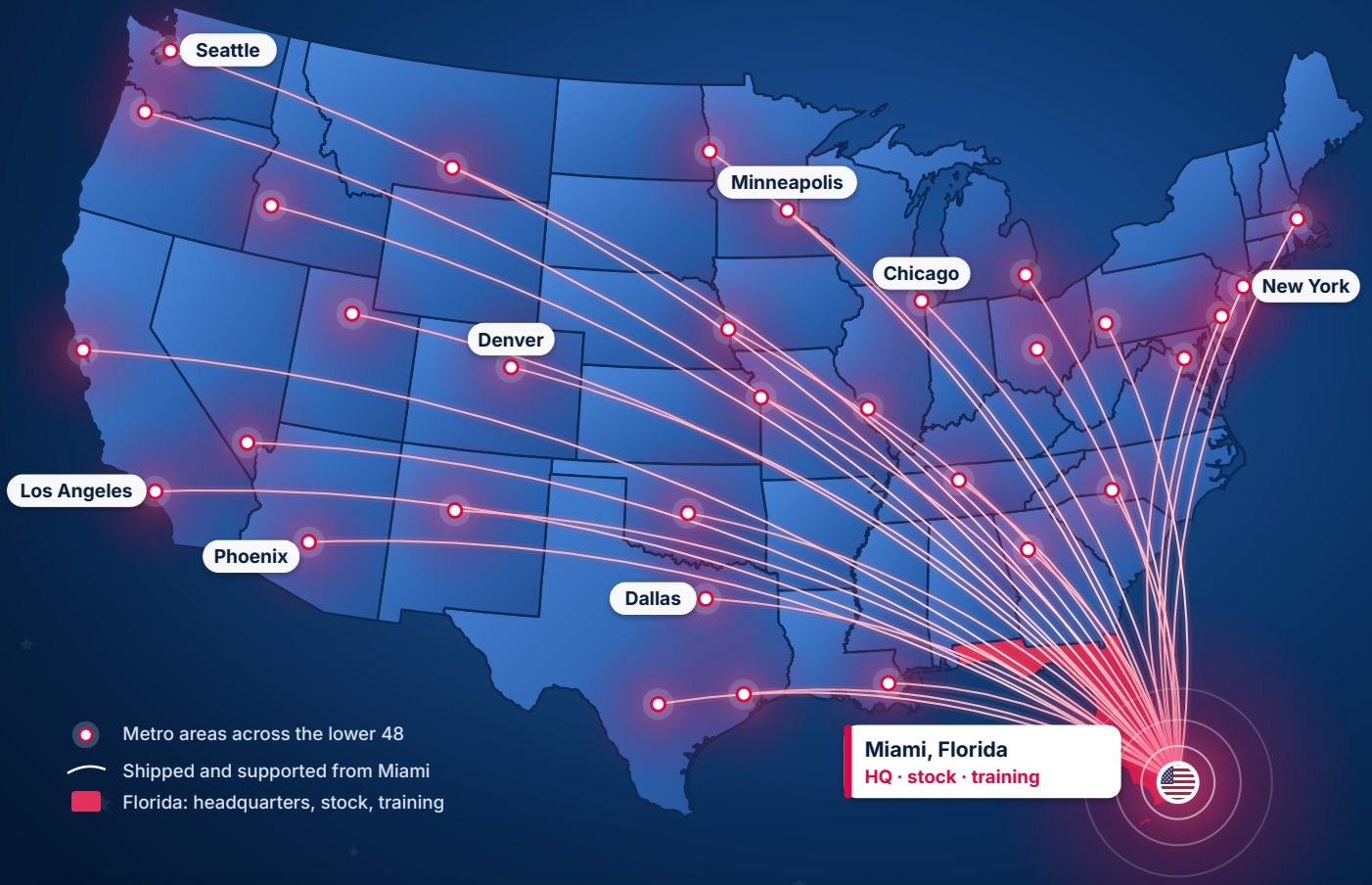


**2022** Miami
AEC UPS USA opens: headquarters, stock, training

**24/7** service
phone and WhatsApp +1 786 553 2100

**50** states
sales, stock and service for the whole United States

**60 Hz** 120–480 V
every US voltage class, 1 kVA to 1.6 MVA

**3 yr · 5 yr**
warranty: 3 years on the UPS, 5 on LUMINA, ETHERNO and lithium

## THE RANGE BY US VOLTAGE CLASS · 60 HZ

1 kVA to 1.6 MVA · listings: see each data page

**120 V**
Single-phase
1–3 kVA
LUMINA · FERRUS · FERRUS RT

**120/240 V**
Split-phase
6–20 kVA
FERRUS SP · FERRUS SP RT

**208 V**
Three-phase
10–100 kVA
ETHERNO · AUREON · RADIANT · RADIANT-IB

**480 V**
Three-phase
30–1,600 kVA
CIRRO-IB · CIRRO · INFINITE

**Lithium** 50 Ah
UL 1973 listed
UL 9540A tested
UN38.3 · 5,000+ cycles

## IN STOCK IN MIAMI

120 V and 208 V



**LUMINA**
1–3 kVA · 120 V · lithium



**FERRUS**
1–3 kVA · 120 V · tower



**FERRUS RT**
1–3 kVA · 120 V · rack/tower



**ETHERNO**
10–30 kVA · 208 V · lithium

## YOUR CONTACT IN THE USA

**AEC UPS USA LLC**
4872 SW 72nd Ave
Miami, FL 33155
sales@aecups.com
aecups.com

SALES · PROJECTS · SERVICE · 24/7
**+1 786 553 2100** phone, WhatsApp

TECHNOLOGY MAP

# Technology Map All Series

Every AEC UPS is online double conversion: the inverter rebuilds the output from scratch, so a mains failure changes nothing at the load. Around that core each series adds its own technologies; the map shows where to find them.

### 3-level IGBT
Three-level inverters with full digital control in the online ranges: cleaner waves, lower losses.

### LiFePO4
Lithium iron phosphate in LUMINA, ETHERNO and the L6 cabinets for INFINITE: longer life, less weight.

### Modular N+X
Hot-swappable power modules from 15 to 100 kVA: grow with the load, service without a shutdown.

### Silicon carbide
INFINITE switches its power on SiC semiconductors, for a peak efficiency of 97.3 %.

## THE TECHNOLOGY MAP

On the right, the overview page of each series.

| | LiFePO4 | VRLA | Unity PF | Hot-swap modules | Hot-swap batteries | Isolation trans-former | Touch screen | 19-inch rack | SiC | Network card | Page |
|---|---|---|---|---|---|---|---|---|---|---|---|
| **SINGLE-PHASE · 120 V** | | | | | | | | | | | |
|  **LUMINA** 1–3 kVA · 1Ph 120 V | ● | — | — | — | — | — | — | ● | — | SNMP-L | 8 |
|  **FERRUS** 1–3 kVA · 1Ph 120 V | — | ● | ● | — | — | — | — | — | — | SNMP-M | 10 |
|  **FERRUS RT** 1–3 kVA · 1Ph 120 V | — | ● | ● | — | — | — | — | ● | — | SNMP-M | 12 |
| **SPLIT-PHASE · 120/240 V** | | | | | | | | | | | |
|  **FERRUS SP** 6–20 kVA · 2Ph 120/240 V | — | ● | ● | — | — | ● | ● | — | — | SNMP-M | 14 |
|  **FERRUS SP RT** 6–10 kVA · 2Ph 120/240 V | — | ● | ● | — | — | ● | ● | ● | — | SNMP-M | 16 |
| **THREE-PHASE · 208 V** | | | | | | | | | | | |
|  **ETHERNO** 10–30 kVA · 3Ph 208 V | ● | — | ● | — | ● | — | ● | — | — | SNMP-L | 18 |
|  **AUREON** 10–30 kVA · 3Ph 208 V | — | ● | ● | — | ● | — | ● | — | — | SNMP-L | 20 |
|  **RADIANT** 15–90 kVA · 3Ph 208 V | — | ● | ● | ● | — | — | ● | — | — | SNMP-M | 22 |
|  **RADIANT-IB** 20–100 kVA · 3Ph 208 V | — | ● | ● | ● | ● | — | ● | — | — | SNMP-M | 24 |
| **THREE-PHASE · 480 V** | | | | | | | | | | | |
|  **CIRRO-IB** 30–150 kVA · 4W 480 V | — | ● | ● | ● | ● | — | ● | — | — | SNMP-M | 26 |
|  **CIRRO** 60–1,600 kVA · 4W 480 V | — | ● | ● | ● | — | — | ● | — | — | SNMP-M | 28 |
|  **INFINITE** 100–1,200 kVA · 3W 480 V | ● | ● | ● | ● | — | — | ● | — | ● | SNMP-L | 30 |

● the series has it — it does not

**SNMP-L** network card: LUMINA, ETHERNO, AUREON and INFINITE. Web pages, SNMP v1/v2c/v3 and Modbus TCP/IP; e-mail alarms. p. 38

**SNMP-M** network card: FERRUS, FERRUS RT, FERRUS SP, FERRUS SP RT, RADIANT, RADIANT-IB, CIRRO-IB and CIRRO. Web pages, SNMP v1/v2c/v3, Modbus TCP/IP and MQTT. p. 38

AEC

ONLINE UPS · LITHIUM · RACK / TOWER

# LUMINA

## 1–3 kVA

Single-phase online double-conversion UPS with a built-in **LiFePO4 lithium** battery. Two rack units for a 19-inch cabinet, or standing as a tower.

LiFePO4 LITHIUM INSIDE



LUMINA · TOWER ON TOP, RACK BELOW · 2U

**LiFePO4**
Lithium battery built into the UPS

**5 years**
Warranty on the whole unit: UPS and lithium battery

**92.6%**
AC/AC efficiency, highest on the 2.2 kVA model

**3×**
Runtime vs a VRLA UPS in the same 2U

# Technical Specifications
# LUMINA 1–3 kVA

| Model | 1 kVA | 1.5 kVA | 2 kVA | 2.2 kVA | 3 kVA |
|---|---|---|---|---|---|
| Power (VA / W) | 1,000 / 900 | 1,500 / 1,350 | 2,000 / 1,800 | 2,200 / 1,980 | 3,000 / 2,700 |
| **INPUT** | | | | | |
| Voltage range | 88–148 V AC above 75 % load · 77–88 V AC 50–75 % · 60–77 V AC below 50 % | | | | |
| Frequency · connection | 50 / 60 Hz ±10 %, self-adapting · single-phase, three-wire | | | | |
| Input | IEC C14 inlet | IEC C20 inlet | | | cord, twist-lock plug |
| **OUTPUT** | | | | | |
| Voltage · frequency | 110 / 120 V ±1 %, set from the panel · 50 / 60 Hz ±0.2 % on battery | | | | |
| Waveform · distortion · PF | sine wave · THD < 3 % (linear load) · 0.9 | | | | |
| Transfer time | 0 ms, mains to battery | | | | |
| Overload | 100–130 % 1 min · 130–150 % 1 s · above 150 % 200 ms | | | | |
| AC/AC efficiency, up to | 91.7 % | 92.5 % | | 92.6 % | 92.5 % |
| Outlets | 8× 5-15R | 6× 5-20R | | | 4× 5-20R + 1× L5-30R |
| **BATTERY** | | | | | |
| Type | LiFePO4 lithium, internal · 12–15 year life (3,000 cycles) | | | | |
| DC voltage | 24 V DC | 48 V DC | | 72 V DC | |
| Backup at 50 % · 100 % load | 27 min · 11 min | | | 46 min · 23 min | 27 min · 11 min |
| Recharge time | ≤ 5 h | | | | |
| **GENERAL** | | | | | |
| Communication | USB standard · intelligent slot: SNMP card or RS485 + dry-contact card (optional) · EPO | | | | |
| Display | LCD, rack (RCK) or tower (TWR) reading | | | | |
| Protection | battery under-voltage, overload, short circuit, over-temperature, input over-voltage | | | | |
| Noise · environment | < 55 dB · 32–140 °F (0–60 °C), full power to 104 °F (40 °C) · 0–95 % RH non-condensing | | | | |
| W × D × H in | 17.2 × 16.5 × 3.4 | 17.2 × 22.4 × 3.4 | | 17.2 × 24.2 × 3.4 | 17.2 × 22.4 × 3.4 |
| W × D × H mm | 438 × 420 × 87 | 438 × 570 × 87 | | 438 × 615 × 87 | 438 × 570 × 87 |
| Weight | 19.6 lb (8.9 kg) | 29.5 lb (13.4 kg) | 30 lb (13.6 kg) | 42.1 lb (19.1 kg) | 37.7 lb (17.1 kg) |
| Standards | ETL listed UL 1778, CSA, UN38.3 | | | | |
| Warranty | 5 years on the whole unit, UPS and lithium battery | | | | |

Runtimes with new batteries. Specifications are subject to change without notice.

## REAR PANELS

**1 kVA**




**OUTLETS** 8 × NEMA 5-15R

**1.5 · 2 · 2.2 kVA**




**OUTLETS** 6 × NEMA 5-20R

**3 kVA**




**OUTLETS** 4 × NEMA 5-20R + 1 × L5-30R

1. **Output sockets** · NEMA receptacles for the loads
2. **Input** · IEC inlet, or attached cord on 3 kVA
3. **Over-current protector** · resettable, on the input
4. **USB port** · status and remote on/off
5. **EPO connector** · emergency power off
6. **Battery connector** · plugged in at installation
7. **Cooling fans** · one on 1 kVA, two on the others
8. **Intelligent slot** · SNMP or relay card

AEC

SINGLE-PHASE · 120 V

ONLINE UPS · DOUBLE CONVERSION · TOWER

# FERRUS

## 1–3 kVA

Single-phase online UPS for 120 V servers, networks and offices: a compact tower with internal batteries, and matching battery cabinets for longer runtimes.




FERRUS 2 · 3 kVA TOWER

**kVA = kW**
1,000 W in every kVA

**93 %**
maximum efficiency

**50–150 V**
input range, 60 Hz

**3 years**
warranty on the UPS

# Technical Specifications
# FERRUS 1–3 kVA

| Model | 1 kVA | 2 kVA | 3 kVA |
|---|---|---|---|
| Power (VA / W) | 1,000 / 1,000 | 2,000 / 2,000 | 3,000 / 3,000 |
| **INPUT** | | | |
| Voltage · frequency | 50–150 V AC · 60 Hz ±5 Hz, single-phase | | |
| Power factor | > 0.99 at full load | | |
| Current, max. | 10 A | 20 A | 30 A |
| Connection | IEC C14 inlet | attached cord, straight-blade plug | attached cord |
| **OUTPUT** | | | |
| Voltage | 100 / 110 / 115 / 120 V AC, set from the panel | | |
| Frequency · waveform | 60 Hz (50 / 60 Hz settable) · sine wave | | |
| Current | 8.3 A | 16.6 A | 25 A |
| Outlets | 6 × 5-15R | 8 × 5-20R | 6 × 5-20R + 1 × L5-30R |
| Efficiency, up to | 93 % | | |
| Modes | online (S) · ECO (E) · bypass · cold start from battery | | |
| **BATTERY** | | | |
| Internal | 2 × 12 V 9 Ah | 4 × 12 V 9 Ah | 6 × 12 V 9 Ah |
| DC voltage | 24 V DC | 48 V DC | 72 V DC |
| Charger | 1 A standard · 1–8 A with battery cabinets | | |
| Backup at 50 % · 100 % | 10 min · 4.2 min | | |
| Recharge | at least 12 h for a full charge | | |
| **GENERAL** | | | |
| Communication | RS232 · intelligent slot (dry contacts or SNMP-M) · EPO · USB optional | | |
| Display | LCD, 4 LEDs, 2 buttons | | |
| Environment | 32–104 °F (0–40 °C) · RH < 95 % · 3,300 ft (1,000 m) at full power | | |
| W × D × H in | 5.6 × 8.6 × 13.9 | 7.5 × 12.6 × 15.8 | |
| W × D × H mm | 142 × 218 × 353 | 190 × 319 × 400 | |
| Weight | 16.5 lb (7.5 kg) | 36.3 lb (16.5 kg) | 45.2 lb (20.5 kg) |
| Standards | UL 1778 standard | | |
| Warranty | 3 years on the UPS · 2 years on VRLA batteries | | |

## REAR PANELS

**1 kVA**




**OUTLETS** 6 × NEMA 5-15R

1. **Input** · Input socket or power cord
4. **Intelligent slot** · Dry-contact card or SNMP card
7. **External battery terminal** · For the battery cabinets (long backup)

**2 kVA**




**OUTLETS** 8 × NEMA 5-20R

2. **Input surge protection** · Resettable protector of the input
5. **USB** · Optional
8. **EPO** · Normally closed: opening it turns the UPS off

**3 kVA**




**OUTLETS** 6 × NEMA 5-20R + 1 × L5-30R

3. **Output sockets** · NEMA outlets in two groups
6. **RS232** · DB9 port for monitoring software
9. **NEMA L5-30R** · 30 A twist-lock output, 3 kVA

AEC

SINGLE-PHASE · 120 V

ONLINE UPS · DOUBLE CONVERSION · RACK / TOWER

# FERRUS RT

## 1–3 kVA

Single-phase online UPS for 120 V loads in a 2U chassis: in a 19-inch rack or standing as a tower, with internal batteries and 19-inch battery packs for longer runtimes.




FERRUS RT · RACK BELOW, TOWER ON ITS STANDS

**kVA = kW**
1,000 W in every kVA

**93 %**
maximum efficiency

**50–150 V**
input range, 60 Hz

**3 years**
warranty on the UPS

# Technical Specifications
# FERRUS RT 1–3 kVA

| Model | 1 kVA | 1.5 kVA | 2 kVA | 3 kVA |
|---|---|---|---|---|
| Power (VA / W) | 1,000 / 1,000 | 1,500 / 1,500 | 2,000 / 2,000 | 3,000 / 3,000 |
| **INPUT** | | | | |
| Voltage · frequency | 50–150 V AC · 60 Hz ±5 Hz, single-phase | | | |
| Power factor | > 0.99 at full load | | | |
| Current, max. | 10 A | 20 A | | 30 A |
| Connection | IEC C14 inlet | NEMA 5-20P cord | | attached cord, straight-blade plug |
| **OUTPUT** | | | | |
| Voltage | 100 / 110 / 115 / 120 V AC, set from the panel | | | |
| Frequency · waveform | 60 Hz (50 / 60 Hz settable) · sine wave | | | |
| Current | 8.3 A | — | 16.6 A | 25 A |
| Outlets | 8 × 5-15R | 8 × 5-20R | | 6 × 5-20R + 1 × L5-30R |
| Efficiency, up to | 93 % | | | |
| Modes | online (S) · ECO (E) · bypass · cold start from battery | | | |
| **BATTERY** | | | | |
| Internal | 2 × 12 V 9 Ah | 4 × 12 V 9 Ah | | 6 × 12 V 9 Ah |
| DC voltage | 24 V DC | 48 V DC | | 72 V DC |
| Charger | 1 A standard · 1–8 A with battery packs | | | |
| Backup at 50 % · 100 % | 10 min · 4.2 min | 14 min · 6 min | 10 min · 4.2 min | |
| Recharge | at least 12 h for a full charge | | | |
| **GENERAL** | | | | |
| Communication | RS232 · intelligent slot (dry contacts or SNMP-M) · EPO · USB optional | | | |
| Display | LCD, 4 LEDs, 2 buttons | | | |
| Environment | 32–104 °F (0–40 °C) · RH < 95 % · 3,300 ft (1,000 m) at full power | | | |
| W × D × H in | 17.3 × 17.3 × 3.4 | | 17.3 × 17.8 × 3.4 | 17.3 × 22.8 × 3.4 |
| W × D × H mm | 439 × 439 × 86 | | 439 × 452 × 86 | 439 × 579 × 86 |
| Weight | 41.8 lb (19 kg) | 48.5 lb (22 kg) | 51.8 lb (23.5 kg) | 61.7 lb (28 kg) |
| Standards | UL 1778 standard | | | |
| Warranty | 3 years on the UPS · 2 years on VRLA batteries | | | |

— The output current of the 1.5 kVA is not published. Runtimes with new batteries. Specifications are subject to change without notice.

## REAR PANELS

**1 kVA**




**OUTLETS** 8 × NEMA 5-15R

1. **Input** · Input socket or power cord
4. **Intelligent slot** · Dry-contact card or SNMP card
7. **External battery terminal** · For the battery packs (long backup)

**1.5 · 2 kVA**




**OUTLETS** 8 × NEMA 5-20R

2. **Input surge protection** · Resettable protector of the input
5. **USB** · Optional
8. **EPO** · Normally closed: opening it turns the UPS off

**3 kVA**




**OUTLETS** 6 × NEMA 5-20R + 1 × L5-30R

3. **Output sockets** · NEMA outlets in two groups
6. **RS232** · DB9 port for monitoring software
9. **NEMA L5-30R** · 30 A twist-lock output, 3 kVA

AEC

SPLIT-PHASE ONLINE UPS · ISOLATION TRANSFORMER

# FERRUS SP

## 6–20 kVA

Online double conversion with an output isolation transformer, for 120/240 V split-phase loads: towers with internal batteries and matching battery cabinets.



FERRUS SP 6–10 AND 20 KVA TOWERS

**120/240 V**
split-phase output

**kVA = kW**
output power factor 1

**93 %**
efficiency, up to

**Isolation**
transformer integrated

# Technical Specifications
# FERRUS SP 6–20 kVA

| Model | 6 kVA | 10 kVA | 20 kVA |
|---|---|---|---|
| Power (VA / W) | 6,000 / 6,000 | 10,000 / 10,000 | 20,000 / 20,000 |
| **INPUT** | | | |
| Voltage · frequency | 176–275 V AC at full load · 40–70 Hz | | |
| Power factor | > 0.99 at full load | | |
| Current, max. | 36 A | 63 A | 125 A |
| **OUTPUT** | | | |
| Voltage | 120/240 V split-phase (110 / 115 / 120 / 127 V per leg) · 240 V single output | | |
| Regulation · frequency | 1 % · 60 Hz, 0.1 % of nominal | | |
| THD · crest factor | < 2.5 % at full linear load · 3 : 1 | | |
| Overload | 110 % 10 min · 130 % 1 min · 150 % 30 s, then bypass | | |
| Efficiency, up to | 93 % | | |
| Outlets | terminal strip · 6 and 10 kVA: 2 × L5-30R, 2 × L6-30R | | |
| **BATTERY** | | | |
| Configuration | 16 × 12 V 9 Ah inside | | 40 × 12 V 9 Ah inside |
| DC voltage | 192 V DC | | 240 V DC |
| Backup at 50 % · 100 % | 14 min · 6 min | 7.5 min · 3.2 min | 10 min · 4.2 min |
| **GENERAL** | | | |
| Communication | RS232 · RS485 · USB · 2 intelligent slots (SNMP-M and dry contacts) · EPO · parallel ports | | |
| Parallel | up to 3 units, N+1 | | |
| Environment · clearance | 32–104 °F (0–40 °C) · RH < 95 % · 3,300 ft (1,000 m) at full power · 20 in (0.5 m) clear on each side, vents open | | |
| W × D × H in | 9.8 × 23.6 × 29.1 | | 13.7 × 25 × 47.2 |
| W × D × H mm | 249 × 599 × 739 | | 348 × 635 × 1,199 |
| Weight | 196.2 lb (89 kg) | 235.9 lb (107 kg) | 452 lb (205 kg) |
| Standards | UL 1778 standard | | |
| Warranty | 3 years on the UPS · 2 years on VRLA batteries | | |

## REAR PANEL




Rear of the 6 · 10 kVA tower (AEC render).

1. **Intelligent slots** · Two: SNMP-M card and dry-contact card at once.
2. **Parallel ports** · For the parallel cables, up to three units.
3. **RS485** · Modbus link.
4. **RS232** · DB9 for monitoring software.
5. **EPO** · Normally closed loop.
6. **USB** · Monitoring software.
7. **Maintenance bypass** · UPS or BYPASS: the load stays on the mains for service.
8. **Mains and bypass breakers** · Of the split-phase input and the bypass.
9. **Terminal strip** · PE, input L1 and L2, output L1 N1 L2 N2: 120 V and 240 V.
10. **Battery terminals** · BAT+ and BAT– for battery cabinets.
11. **NEMA L5-30R** · 30 A outlets, 120 V, with output surge protection.
12. **NEMA L6-30R** · 30 A outlets, 240 V, with output surge protection.
13. **Transformer fan** · Cooling of the output transformer.

SPLIT-PHASE ONLINE UPS · ISOLATION TRANSFORMER

# FERRUS SP RT

## 6–10 kVA

Online double conversion with an output isolation transformer, for 120/240 V split-phase loads: a rack unit with its battery packs, hardwired.




FERRUS SP RT 6 · 10 kVA, RACK OR TOWER

**120/240 V**
split-phase output

**kVA = kW**
output power factor 1

**93 %**
efficiency, up to

**×3**
units in parallel, N+1

# Technical Specifications
# FERRUS SP RT 6–10 kVA

| Model | 6 kVA | 10 kVA |
|---|---|---|
| Power (VA / W) | 6,000 / 6,000 | 10,000 / 10,000 |
| **INPUT** | | |
| Voltage · frequency | 176–275 V AC at full load · 40–70 Hz | |
| Power factor | > 0.99 at full load | |
| Current, max. | 36 A | 63 A |
| **OUTPUT** | | |
| Voltage | 120/240 V split-phase (110 / 115 / 120 / 127 V per leg) · 240 V single output | |
| Regulation · frequency | 1 % · 60 Hz, 0.1 % of nominal | |
| THD · crest factor | < 2.5 % at full linear load · 3 : 1 | |
| Overload | 110 % 10 min · 130 % 1 min · 150 % 30 s, then bypass | |
| Efficiency, up to | 93 % | |
| Outlets | terminal strip | |
| **BATTERY** | | |
| Configuration | BAT16192RT battery packs, 16 × 12 V 9 Ah each, 1 to 4 per UPS | |
| DC voltage | 192 V DC | |
| Backup at 50 % · 100 % | 1 pack: 14.3 min · 6 min | 1 pack: 7.5 min · 3.2 min |
| **GENERAL** | | |
| Communication | RS232 · RS485 · USB · intelligent slot (SNMP-M or dry contacts) · EPO · parallel ports | |
| Parallel | up to 3 units, N+1 | |
| Environment | 32–104 °F (0–40 °C) · RH < 95 % · 3,300 ft (1,000 m) at full power | |
| W × D × H in | 17.3 × 22.8 × 6.7 | 17.3 × 22.8 × 8.5 |
| W × D × H mm | 439 × 579 × 170 | 439 × 579 × 216 |
| Weight | 128 lb (58.1 kg) | 143 lb (64.9 kg) |
| Standards | UL 1778 standard | |
| Warranty | 3 years on the UPS · 2 years on VRLA batteries | |

## REAR PANEL

**6 · 10 kVA, rear**




1. **Input breaker** · Breaker of the split-phase input
2. **Cable entry** · Input, output and battery cables, hardwired on the terminal strip: no wall plug, no outlets
3. **Parallel ports** · Two ports for the parallel cables
4. **RS232** · DB9 for monitoring software
5. **EPO** · Normally closed loop: opening it stops the output
6. **RS485** · Modbus link
7. **USB** · Monitoring software
8. **Intelligent slot** · SNMP-M card, or a dry-contact card on DB9 or terminal block
9. **Transformer fans** · Cooling of the output transformer

AEC

THREE-PHASE ONLINE UPS · LITHIUM INSIDE

# ETHERNO

## 10–30 kVA

Online double conversion for 208/120 V three-phase loads, with a three-level inverter and up to three 50 Ah **lithium** modules inside one 12.6-inch tower.

LiFePO4 LITHIUM INSIDE

**3 × 50 Ah**
hot-swappable LiFePO4 modules, the L6 module

**41 min**
at 10 kW with three modules

**12–15 yr**
module life




ETHERNO 10–30 KVA · DOOR OPEN, WITH ITS LITHIUM MODULES

**208/120 V**
three-phase, 4-wire + PE

**LiFePO4**
50 Ah modules inside, 1 to 3

**94 %**
efficiency online; 98 % in ECO

**Touchscreen**
4.3-inch color display: every setting on the screen

# Technical Specifications
# ETHERNO 10–30 kVA

| Model | 10 kVA | 20 kVA | 30 kVA |
|---|---|---|---|
| Power (VA / W) | 10,000 / 10,000 | 20,000 / 20,000 | 30,000 / 30,000 |
| **INPUT** | | | |
| Connection | 3 phases + N + PE | | |
| Voltage, L-N | 90–155 V at full load; 70–90 V with the output derated linearly | | |
| Frequency | 39.5–70.5 Hz | | |
| Bypass | window 10, 15 or 20 % (20 % default); synchronizing 50/60 Hz ± 10 % | | |
| Power factor · current distortion | ≥ 0.99 · ≤ 3 % resistive, ≤ 5 % non-linear | | |
| Current, max., input · bypass | 37.0 · 30.3 A | 75.9 · 60.6 A | 100.0 · 90.9 A |
| **BATTERY** | | | |
| Type | LiFePO4 lithium modules, 50 Ah, inside the tower | | |
| DC bus | 240 V DC | | |
| Modules | 1 · 2 · 3 | 2 · 3 | 3 |
| Charge current | 2–40 A settable, 20 A default | | |
| Backup at 50 % · 100 % | 27 · 14 / 55 · 27 / 82 · 41 min | 27 · 14 / 41 · 20 min | 27 · 14 min |
| **OUTPUT** | | | |
| Connection · voltage | 3 phases + N + PE · 120 V L-N (110 / 115 / 127 settable), 208 V L-L (190 / 200 / 220) | | |
| Frequency | follows the bypass; 60 ± 0.1 Hz (or 50) on battery | | |
| Distortion · power factor | ≤ 1 % resistive, ≤ 4 % non-linear · 1 or 0.9, 1 by default | | |
| Transfer to bypass | < 1 ms synchronized, < 10 ms not | | |
| Overload, inverter | < 105 % continuous · 105–110 % 60 min · 110–130 % 10 min · 130–150 % 1 min · 150–200 % 200 ms | | |
| Overload, bypass | < 130 % continuous · 130–155 % 1 min · > 155 % 200 ms | | |
| Current, max. | 30.3 A | 60.6 A | 90.9 A |
| Efficiency | up to 94 % · up to 98 % in ECO | | |
| **SYSTEM** | | | |
| Display · communication | touchscreen, 5 lamps · RS485, dry contacts (5 out, 1 in, EPO), 2 slots: SNMP, relay or protocol card | | |
| Parallel | up to 4 units, redundant or expand | | |
| Environment | 32–104 °F (0–40 °C) · 0–95 % RH · IP20 · below 6,562 ft (2,000 m) | | |
| Noise at 77 °F | < 63 dB | | < 68 dB |
| W × D × H | 12.6 × 39.1 × 49.2 in · 320 × 993 × 1,250 mm | | |
| Weight, frame without batteries | 216 lb | 227 lb | 240.2 lb |
| Weight with batteries | 297.6 lb · 379.2 lb · 460.8 lb | 390.2 lb · 471.8 lb | 485 lb |
| Standards | UL 1778 listed · lithium modules UL 1973 listed, UL 9540A tested, UN38.3 tested · performance IEC 62040-3 | | |
| Warranty | 5 years on the UPS and the lithium modules | | |




## INSIDE THE TOWER · DOOR OPEN

1. **Color touchscreen**
   power flow, settings, records, every module
2. **Battery plug-ins**
   one per module
3. **Lithium modules**
   three 50 Ah LiFePO4 slots, hot-swappable
4. **Front door**
   lockable




## THE REAR

1. **RS485** · Modbus link
2. **EPO + dry contact in** · EPO loop, input IN.1
3. **Dry contacts out** · OUT.1 to OUT.5
5. **Input breaker** · mains input
6. **Intelligent slots** · SNMP or relay card
9. **Bypass breaker** · bypass input
10. **Output breaker** · UPS output
12. **Wiring box** · AC terminals

AEC

THREE-PHASE ONLINE UPS · BATTERIES INSIDE

# AUREON

## 10–30 kVA

Online double conversion for 208/120 V three-phase loads, with a three-level inverter and up to 80 VRLA blocks in modules inside one tower, 14.9 in wide at the base.




AUREON 10–30 kVA · DOOR OPEN

**208/120 V**
three-phase, 4-wire + PE

**PF 1**
output power factor 1: kVA = kW

**94 %**
efficiency online; 98 % in ECO

**Touchscreen**
4.3-inch color display: every setting on the screen

# Technical Specifications
# AUREON 10–30 kVA

| Model | 10 kVA | 20 kVA | 30 kVA |
|---|---|---|---|
| Power (VA / W) | 10,000 / 10,000 | 20,000 / 20,000 | 30,000 / 30,000 |
| **INPUT** | | | |
| Connection | 3 phases + N + PE | | |
| Voltage, L-N | 90–155 V at full load; 70–90 V with the output derated linearly | | |
| Frequency | 39.5–70.5 Hz | | |
| Bypass | window 10, 15 or 20 % (20 % default); synchronizing 50/60 Hz ± 10 % | | |
| Power factor · current distortion | ≥ 0.99 · ≤ 3 % resistive, ≤ 5 % non-linear | | |
| Current, max., input · bypass | 37.0 · 30.3 A | 75.9 · 60.6 A | 100.0 · 90.9 A |
| **BATTERY** | | | |
| Type | VRLA, 12 V 9 Ah blocks, in modules inside the tower; external cabinets | | |
| DC bus | ±96 to ±120 V DC (±48 to ±60 cells, ±60 default) | | |
| Blocks inside | 40 · 80 | 60 · 80 | 80 |
| Charge current · DC current, max. | 1–10 A, 1 A default · 45.3 A | 1–20 A, 2 A default · 91.6 A | 1–20 A, 4 A default · 137.4 A |
| Backup at 50 % · 100 % | 25 · 7 / 60 · 20 min | 18 · 5 / 32 · 10 min | 14 · 4 min |
| **OUTPUT** | | | |
| Connection · voltage | 3 phases + N + PE · 120 V L-N (110 / 115 / 127 settable), 208 V L-L (190 / 200 / 220) | | |
| Frequency | follows the bypass; 60 ± 0.1 Hz (or 50) on battery | | |
| Distortion · power factor | ≤ 1 % resistive, ≤ 4 % non-linear · 1 or 0.9, 1 by default | | |
| Transfer to bypass | < 1 ms synchronized, < 10 ms not | | |
| Overload, inverter | < 105 % continuous · 105–110 % 60 min · 110–130 % 10 min · 130–150 % 1 min · 150–200 % 200 ms | | |
| Overload, bypass | < 130 % continuous · 130–155 % 1 min · > 155 % 200 ms | | |
| Current, max. | 30.3 A | 60.6 A | 90.9 A |
| Efficiency | up to 94 % · up to 98 % in ECO | | |
| **SYSTEM** | | | |
| Display · communication | touchscreen, 5 lamps · RS485, dry contacts (5 out, 1 in, EPO), 2 slots: SNMP, relay or protocol card | | |
| Parallel | up to 4 units, redundant or expand | | |
| Environment | 23–104 °F (–5 to 40 °C) · 0–95 % RH · IP20 · below 6,562 ft (2,000 m) | | |
| Noise at 77 °F | < 60 dB | | < 65 dB |
| W × D × H | 14.9 × 39.1 × 49.2 in · 378 × 993 × 1,250 mm, width at the base; body 12.6 in (320 mm) | | |
| Weight, frame without batteries | 231 lb | 258 lb | 282 lb |
| Weight with batteries | 465 lb · 699 lb | 609 lb · 726 lb | 750 lb |
| Standards | UL 1778 listed · performance IEC 62040-3 | | |
| Warranty | 3 years on the UPS · 2 years on the VRLA batteries | | |




## INSIDE THE TOWER · DOOR OPEN

1. **Color touchscreen**
   the same panel and screen as ETHERNO
5. **Module breaker**
   one on each battery module, opened before service
6. **Battery modules**
   2 to 4 modules of 20 × 12 V 9 Ah VRLA blocks, inside the tower
7. **Front door**
   lockable, opened for battery service




## THE REAR

1. **RS485** · Modbus link
2. **EPO + dry contact in** · EPO loop, input IN.1
3. **Dry contacts out** · OUT.1 to OUT.5
5. **Input breaker** · mains input
6. **Intelligent slots** · SNMP or relay card
9. **Bypass breaker** · bypass input
10. **Output breaker** · UPS output
12. **Wiring box** · AC terminals

AEC

MODULAR ONLINE UPS · 15 kVA MODULES

# RADIANT

## 15–90 kVA

Online double conversion in 15 kVA hot-swappable power modules, up to six in one 17.4-inch frame with four breakers, for 208/120 V three-phase loads and an external VRLA battery bank.

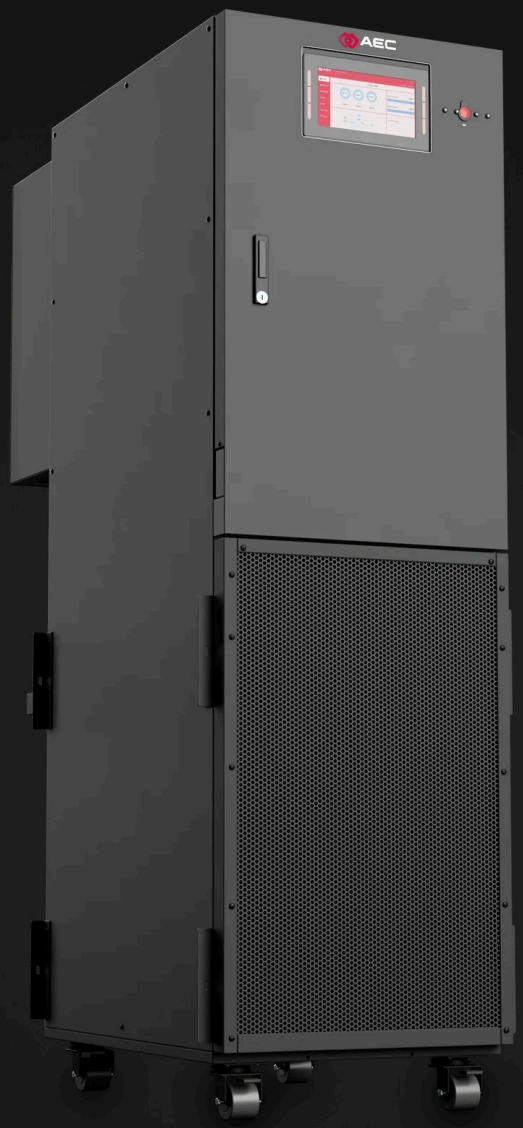


RADIANT · THE 90 kVA FRAME, DOOR CLOSED

**15 kVA**
per hot-swappable module

**Modular**
technology: up to six modules per frame, N+X

**95.5 %**
efficiency online; 99 % in ECO

**208/120 V**
three-phase, 4-wire + PE

# Technical Specifications
# RADIANT 15–90 kVA

| Model | Frame, all ratings |
|---|---|
| Ratings | 15, 30, 45, 60, 75 and 90 kVA: 1 to 6 × 15 kVA modules |
| **INPUT** | |
| Connection · voltage | 3 phases + N + PE · 208 or 220 V L-L |
| Voltage range | 167–260 V L-L at full load; 125–167 V derated to 50 % |
| Frequency · power factor · THD | 40–70 Hz · 0.99 · < 2.2 % (linear load) |
| Bypass | +10/+15/+20/+25 %, −10/−20/−30/−40 % (default +15/−20 %); ±1, 3 or 5 Hz |
| **OUTPUT** | |
| Voltage | 208 or 220 V L-L; ±1 % balanced, ±1.5 % fully unbalanced; transient ±5 % |
| THD | < 1 % linear, < 5 % non-linear |
| Inverter overload | 110 % 1 h · 125 % 10 min · 150 % 1 min · > 150 % 200 ms |
| Bypass overload | < 110 % long term · 125 % 10 min · 150 % 1 min · > 150 % 1 s |
| Fault current · neutral | 300 % for 200 ms · 170 % |
| Efficiency | up to 95.5 % (15 kVA modules) · 99 % in ECO |
| Transfer | 0 ms synchronized; < 10 ms from ECO |
| **BATTERY** | |
| Blocks · bus | external VRLA, 20–24 × 12 V · ±120 to ±144 V DC |
| Charge | float 2.25, boost 2.4 V/cell; charging power up to 50 % of the rating |
| **SYSTEM** | |
| Rated currents, 90 kVA | 318 A mains · 252 A bypass and output · 403 A battery, maximum |
| Module | 15 kVA, 2U, 15.7 × 19.5 × 3.4 in (400 × 495 × 86 mm), 37 lb |
| Display · communication | touchscreen, EPO, indicators · RS232, RS485, USB, dry contacts, SNMP slot |
| Parallel | two frames, 1+1 |
| Environment | 32–104 °F · 0–95 % RH · IP20 · full power to 9,800 ft · 64 dB |
| W × D × H | 17.4 × 33.1 × 59.4 in · 442 × 840 × 1,510 mm |
| Weight | 15 kVA 244.5 lb · 30 kVA 282 lb · 45 kVA 319.5 lb · 60 kVA 357 lb · 75 kVA 394.5 lb · 90 kVA 432 lb |
| Standards | UL 1778 standard |
| Warranty | 3 years on the UPS |

## THE RADIANT FRAME



**Hot-swap modules**
1 to 6 modules of 15 kVA slide out at the front



**Upper door open**
the four breakers of the frame



**Door closed**
7-inch touchscreen, EPO and status colors

MODULAR ONLINE UPS · BATTERIES INSIDE

# RADIANT-IB

## 20–100 kVA

Online double conversion in 20 kVA hot-swappable power modules, with 240 VRLA blocks in 24 trays inside the same 23.6-inch cabinet, for 208 V three-phase loads.




RADIANT-IB · THE CABINET, CLOSED

| N+X | 240 | 94 % | 208 V |
|---|---|---|---|
| redundant power modules | 12 V 9 Ah blocks inside | efficiency, double conversion | three-phase, 4-wire + PE |

# Technical Specifications
# RADIANT-IB 20–100 kVA

| Model | 20 kVA | 40 kVA | 60 kVA | 80 kVA | 100 kVA |
|---|---|---|---|---|---|
| Power (kVA = kW) | 20 | 40 | 60 | 80 | 100 |
| Power modules | 1 × 20 kVA | 2 × 20 kVA | 3 × 20 kVA | 4 × 20 kVA | 5 × 20 kVA |
| **INPUT** | | | | | |
| Connection · voltage | 3 phases + N + PE · 208 V L-L (200 / 208 / 220 V rated) | | | | |
| Voltage range | 166–261 V L-L at full load; 125–166 V derated to 75 % | | | | |
| Frequency · power factor | 40–70 Hz · > 0.99 | | | | |
| Current THD | ≤ 3 % | | | | |
| Bypass | window +10/+15/+20 %, −10 to −40 % (default +15/−20 %); ±1, 3 or 5 Hz | | | | |
| **OUTPUT** | | | | | |
| Voltage · frequency | 208 V L-L · 50/60 Hz ± 0.1 % | | | | |
| THD | ≤ 1 % linear, ≤ 5 % non-linear | | | | |
| Power factor | 1 (kVA = kW) | | | | |
| Inverter overload | 110 % 1 h · 125 % 10 min · 150 % 1 min · > 150 % 200 ms | | | | |
| Bypass overload | 110 % long term · 125 % 5 min · 150 % 1 min · > 150 % 1 s | | | | |
| Transfer | 0 ms synchronized; < 10 ms from ECO | | | | |
| Efficiency | 94 % max, double conversion and battery mode | | | | |
| **BATTERY** | | | | | |
| Blocks · bus | 240 × 12 V 9 Ah VRLA in 24 trays · ±120 V DC, 20 blocks per string | | | | |
| Charge | float 2.25 V/cell, boost 2.3 V/cell, −1.7 mV/°F/cell (−3.0 mV/°C/cell) compensation | | | | |
| Backup at 50 · 100 % | 85 min · 32 min | 32 min · 14 min | 22 min · 8 min | 14 min · 6 min | 12 min · 3 min |
| **SYSTEM** | | | | | |
| Rated currents, 100 kVA | 348 A mains · 277 A bypass and output · 476 A battery | | | | |
| Display · communication | 7-inch color touchscreen · RS232, RS485, USB, dry contacts, EPO; SNMP and intelligent slots | | | | |
| Parallel | up to 3 cabinets | | | | |
| Environment | 32–104 °F (0–40 °C) · 0–95 % RH · IP20 · full power to 3,300 ft (1,000 m), −1 % per 330 ft (100 m) above · < 65 dB | | | | |
| W × D × H | 23.6 × 39.4 × 78.7 in · 600 × 1,000 × 2,000 mm | | | | |
| Weight with batteries | 2,191.8 lb | 2,243.8 lb | 2,295.8 lb | 2,347.8 lb | 2,399.8 lb |
| Standards | UL 1778 standard | | | | |
| Warranty | 3 years on the UPS · 2 years on the VRLA batteries | | | | |

## THE RADIANT-IB CABINET



**Batteries inside**
24 trays of ten 12 V VRLA blocks slide out at the front



**Doors open**
power modules, bypass module and breakers



**Door closed**
7-inch touchscreen; one to five 20 kVA modules

MODULAR ONLINE UPS · BATTERIES INSIDE

# CIRRO-IB

## 30–150 kVA

Online double conversion in 30 kVA hot-swappable power modules, with 240 VRLA blocks in 24 trays inside the same 23.6-inch cabinet, for 480 V three-phase loads.



CIRRO-IB · THE CABINET, CLOSED

| N+X | 240 | 96 % | 480 V |
|---|---|---|---|
| redundant power modules | 12 V 9 Ah blocks inside | efficiency, double conversion | three-phase, 4-wire + PE |

# Technical Specifications
# CIRRO-IB 30–150 kVA

| Model | 30 kVA | 60 kVA | 90 kVA | 120 kVA | 150 kVA |
|---|---|---|---|---|---|
| Power (kVA = kW) | 30 | 60 | 90 | 120 | 150 |
| Power modules | 1 × 30 kVA | 2 × 30 kVA | 3 × 30 kVA | 4 × 30 kVA | 5 × 30 kVA |
| **INPUT** | | | | | |
| Connection · voltage | 3 phases + N + PE · 480 V L-L | | | | |
| Voltage range | 384–528 V L-L at full load; 288–384 V derated to 75 % | | | | |
| Frequency · power factor | 40–70 Hz · > 0.99 | | | | |
| Current THD | ≤ 3 % | | | | |
| Bypass | window +10/+15/+20 %, −10 to −40 % (default +15/−20 %); ±1, 3 or 5 Hz | | | | |
| **OUTPUT** | | | | | |
| Voltage · frequency | 480 V L-L · 50/60 Hz ± 0.1 % | | | | |
| THD | ≤ 1 % linear, ≤ 5 % non-linear | | | | |
| Power factor | 1 (kVA = kW) | | | | |
| Inverter overload | 110 % 1 h · 125 % 10 min · 150 % 1 min · > 150 % 200 ms | | | | |
| Bypass overload | 110 % long term · 125 % 5 min · 150 % 1 min · > 150 % 1 s | | | | |
| Transfer | 0 ms synchronized; < 10 ms from ECO | | | | |
| Efficiency | 96 % max, double conversion and battery mode | | | | |
| **BATTERY** | | | | | |
| Blocks · bus | 240 × 12 V 9 Ah VRLA in 24 trays · ±240 V DC, 40 blocks per string | | | | |
| Charge | float 2.25 V/cell, boost 2.3 V/cell, −1.7 mV/°F/cell (−3.0 mV/°C/cell) compensation | | | | |
| Backup at 50 · 100 % | 45 min · 14 min | 14 min · 6 min | 11 min · 3 min | 6 min · 2 min | 6 min · — |
| **SYSTEM** | | | | | |
| Rated currents, 150 kVA | 225 A mains · 180 A bypass and output · 321 A battery | | | | |
| Display · communication | 7-inch color touchscreen · RS232, RS485, USB, dry contacts, EPO; SNMP and intelligent slots | | | | |
| Parallel | up to 3 cabinets | | | | |
| Environment | 32–104 °F (0–40 °C) · 0–95 % RH · IP20 · full power to 4,900 ft (1,500 m), −1 % per 490 ft (150 m) above · < 65 dB | | | | |
| W × D × H | 23.6 × 39.4 × 78.7 in · 600 × 1,000 × 2,000 mm | | | | |
| Weight with batteries | 2,191.8 lb | 2,243.8 lb | 2,295.8 lb | 2,347.8 lb | 2,399.8 lb |
| Standards | UL 1778 standard | | | | |
| Warranty | 3 years on the UPS · 2 years on the VRLA batteries | | | | |

## THE CIRRO-IB CABINET



**Batteries inside**
24 trays of ten 12 V VRLA blocks slide out at the front



**Doors open**
power modules, bypass module and breakers



**Door closed**
7-inch touchscreen; one to five 30 kVA modules

AEC

MODULAR ONLINE UPS · 480 V

# CIRRO

## 60–1,600 kVA

Online double conversion with a three-level IGBT inverter, in 60 kVA or 100 kVA hot-swappable modules: five frames from 360 to 1,600 kVA for 480 V three-phase loads, with an external battery bank.




CIRRO · THE TWO-DOOR FRAME, 1200 · 1600

**1,600 kVA**
in one frame, 16 × 100 kVA

**97 %**
efficiency, 600–1600 frames; 96 % on the 360

**PF 1**
output, kVA = kW

**×8**
frames in parallel

# Technical Specifications
# CIRRO 60–1,600 kVA

| Model | CIRRO 360 | CIRRO 600 · 800 · 1200 · 1600 |
|---|---|---|
| Ratings | 60–360 kVA | 100–1,600 kVA |
| Power module | 60 kVA (CIR-PWR-60), 77 lb | 100 kVA (CIR-PWR-100), 104 lb, 18.7 × 27.8 × 5.5 in |
| Modules per frame | 6 | 6 · 8 · 12 · 16 |
| **INPUT** | | |
| Connection · voltage | 3 phases + N + PE · 480 V L-L | |
| Voltage range | 384–528 V full load; 288–384 V derated to 75 % | 384–528 V full load; 288–384 V derated to 50 % |
| Frequency · power factor | 40–70 Hz · ≥ 0.99 | |
| Current THD | ≤ 3 % | ≤ 2 % (100 % linear load) |
| **OUTPUT** | | |
| Voltage · frequency | 480 V L-L · 60 Hz ± 0.1 Hz · pure sine wave | |
| Power factor | 1 (kVA = kW) | |
| THD | ≤ 1 % linear, ≤ 5 % non-linear | ≤ 1 % linear, ≤ 3 % non-linear |
| Overload | 110 % 1 h · 125 % 10 min · 150 % 1 min · > 150 % 200 ms | |
| Efficiency AC/AC | 96 % | up to 97 % |
| **BATTERY** | | |
| Type · standard | external VRLA · ±240 V DC, 40 blocks | |
| Range | ±180 to ±264 V DC, 30–44 blocks | ±180 to ±300 V DC, 30–50 blocks |
| Charger · recharge | 80 A settable · < 6 h | 15 % of output power · < 6 h |
| **SYSTEM** | | |
| Display | 7" color touchscreen | 10" color touchscreen |
| Communication | USB, RS232, RS485, dry contacts, EPO, cold start; SNMP optional | |
| Parallel | up to 8 units, with the parallel kit | |
| Breakers | 1 in the frame | 600 · 800: 4 in the frame · 1200 · 1600: external switchgear |
| Environment | 32–104 °F · < 95 % RH · < 65 dB | 32–104 °F · < 95 % RH · IP20 · 3,300 ft · 72 dB |
| W × D × H | 23.6 × 39.3 × 78.7 in | 600 · 800: 31.5 × 39.4 · 1200: 47.2 × 43.3 · 1600: 63 × 39.4 × 78.7 in |
| Standards | UL 1778 standard | |
| Warranty | 3 years on the UPS | |



TO SCALE

## CIRRO 60–1,600 kVA

| | |
|---|---|
| **60–360 kVA**<br>23.6 × 39.3 × 78.7 in | 636.4–1,088.4 lb |
| **100–800 kVA**<br>31.5 × 39.4 × 78.7 in | 996.5–1,902.4 lb |
| **900–1,200 kVA**<br>47.2 × 43.3 × 78.7 in | 2,308.1–2,618.9 lb |
| **1,300–1,600 kVA**<br>63 × 39.4 × 78.7 in | 3,485.3–3,796.1 lb |

### PROTECTIONS AND STANDARD FEATURES

- ✓ Overload: static bypass
- ✓ EPO on every frame
- ✓ Cold start on battery
- ✓ SPD surge protection, option
- ✓ Air filter, fan cleaning
- ✓ Three access levels

AEC

MODULAR ONLINE UPS · 480 V · LITHIUM-READY

# INFINITE

## 100–1,200 kVA

Online double conversion in 100 kVA hot-swappable modules with two control cards: 100 and 200 kVA cabinets, and systems to 1,200 kVA in parallel, for 480 V three-wire loads on lead-acid or AEC L6 lithium batteries.




INFINITE · THE CABINET, 100 OR 200 kVA

**100 kVA**
per hot-swappable module

**SiC**
silicon carbide: 97.3 % peak online, 99 % in ECO

**2 + 1**
modules, and two control cards

**UL 1778**
listed · FCC Part 15 Class A

# Technical Specifications
# INFINITE 100–1,200 kVA

| Model | 100 kVA cabinet | 200 kVA cabinet |
|---|---|---|
| Ratings | 100 kVA (INF-100) | 200 kVA (INF-200); 400–1,200 kVA as 2–6 cabinets in parallel |
| Power modules | 1 + 1 redundant slot | 2 + 1 redundant slot |
| **INPUT** | | |
| Connection · voltage | 3 phases + PE, no neutral · 480 V L-L | |
| Voltage · frequency range | 336–552 V · 39.8–70.2 Hz | |
| Power factor · current THD | ≥ 0.99 · < 3 % at full load | |
| Rated current | 137 A | 274 A |
| Bypass window | +10 or +15 %, −10/−15/−20/−30 % (default +15/−20 %) | |
| **OUTPUT** | | |
| Voltage · frequency | 480 V L-L, trim ±5 V, accuracy ≤ 1 % · 60 Hz | |
| THD · power factor | ≤ 1 % resistive, ≤ 3 % non-linear · settable 0.8–1.0 | |
| Rated current | 120 A | 241 A |
| Inverter overload | ≤ 105 % continuous · 110 % 60 min · 125 % 10 min · 150 % 1 min · > 150 % 300 ms | |
| Bypass overload | ≤ 135 % continuous · 150 % 5 min · 200 % 1 s · 300 % 100 ms | |
| Transfer | 0 ms mains ↔ battery · 1 ms synchronized · 2 ms not synchronized (1–15 ms) | |
| **EFFICIENCY** | | |
| Online, 30 · 50 · 100 % load | ≥ 96.8 · 97.0 · 96.4 % | |
| Battery mode | ≥ 96.1 · 96.7 · 95.8 % | |
| ECO | up to 99 % | |
| **BATTERY** | | |
| Lead-acid | 480 V rated, 360–600 V, 30–50 blocks | |
| Lithium | 512 V rated, 384–640 V; BMS card for AEC L6 | |
| Charge current | 5–100 A per module, 20 A by default | |
| **SYSTEM** | | |
| Display · communication | 7-inch touchscreen · Modbus RTU/TCP, RS232, SNMP (BACnet), BMS, 4 in / 3 out dry contacts | |
| Parallel | up to 8 UPSs · BSC up to 3 buses · systems to 1,200 kVA, six 200 kVA cabinets | |
| Environment | 32–104 °F · 0–95 % RH · IP20 · to 6,562 ft | |
| Noise, full load | < 65 dB | < 68.5 dB |
| W × D × H | 23.6 × 39.4 × 81.4 in · 600 × 1,000 × 2,068 mm | |
| Weight | 452 lb · 571 lb with 1+1 | 591 lb · 710 lb with 2+1 |
| Standards | UL 1778-2024 listed · FCC Part 15 Class A | |
| Warranty | 3 years on the UPS · 5 years on L6 lithium | |

## INSIDE THE CABINET · DOOR OPEN




**200 kVA · 2+1 modules**




**100 kVA · 1+1 modules**

1. **Switches**
   input, output and bypass
2. **System control box**
   two control cards, monitoring card, SNMP and expansion slots, hot-swappable
3. **Bypass module**
   static switch, 200 kVA (100 kVA in the smaller cabinet)
4. **Power modules**
   100 kVA each, hot-swappable: 2+1 or 1+1

MODULAR LITHIUM BATTERY SYSTEM

# L6

## 50 Ah lithium

**LiFePO4** modules of 50 Ah that slide in like drawers, each with its own DC/DC converter and BMS, in cabinets of 10 or 20 modules: up to 15 cabinets for the AEC INFINITE and **lithium**-ready UPS.



L6 LITHIUM CABINETS SIDE BY SIDE

**LFP**
lithium iron phosphate cells

**Hot-swap**
modules replaced online in minutes

**15**
cabinets in one system

**58 kWh**
per cabinet with 20 modules

# Technical Specifications
# L6 Lithium Battery System

| Model | L6-CAB-10x50LI | L6-CAB-20x50LI |
|---|---|---|
| **CABINET** | | |
| Modules | 10 × 50 Ah | 20 × 50 Ah |
| Energy | about 29 kWh | 58 kWh |
| Rated discharge power | 100 kW | 200 kW |
| Output voltage · discharge | 240, ±240 or 480 V DC | |
| Input voltage · charge | 265, ±265 or 530 V DC | |
| Discharge overload | 125–135 % 1 min · 135–150 % 30 s · > 150 % 500 ms | |
| Current unbalance | ≤ 3 % between modules and cabinets | |
| Cabinets in parallel | up to 15; combiner L6-C-4000 for up to 8 | |
| W × D × H | 23.6 × 33.5 × 78.7 in (600 × 850 × 2,000 mm) | |
| Weight | 1,355.8 lb (615 kg) | 2,171.6 lb (985 kg) |
| **MODULE L6-MOD-50LI** | | |
| Cells · energy | 18 × 3.2 V LiFePO4 · 2.88 kWh | |
| Discharge rate · charge current | 4C · up to 40 A, 20 A by default | |
| DC/DC output | 10 kW | |
| Size · weight | 8.8 × 26.2 × 6.0 in · 81.6 lb (37 kg) | |
| SOC · SOH accuracy | ≥ 95 % · ≥ 90 % | |
| **FUNCTIONS** | | |
| Standard | cold start, self-start when the mains returns, EPO, SOC balance on discharge, module-level fire control, on-line insulation detection | |
| Protection | over-temperature, over-current, short circuit, over- and under-voltage, low SOC | |
| **GENERAL** | | |
| Display | 10-inch touchscreen on the master cabinet; run, alarm and fault lamps on each slave | |
| Communication | TCP/IP, RS485 (Modbus to the UPS) | |
| Operating · storage | 32–104 °F (0–40 °C) · 14–113 °F (–10–45 °C) | |
| Humidity · altitude | 5–95 % RH non-condensing · 13,123 ft (4,000 m), derated above 6,562 ft (2,000 m) | |
| Noise · protection | < 65 dB · IP20 | |
| Certification | modules UL 1973 listed, UL 9540A tested; UN38.3 tested, T.1–T.8 | |
| Warranty | 5 years on the cabinets with their batteries | |
| **INSTALLATION** | | |
| Clearances | front ≥ 31.5 in (800 mm), to open the door and pull the modules; rear ≥ 31.5 in (800 mm), for the air; top ≥ 19.7 in (500 mm) above | |
| Floor · placing | concrete or other non-combustible floor, anchored with expansion bolts; cabinets of one system bolted side by side | |
| Auxiliary supply · cables | 160–300 V AC for the BMS, screen and fans; DC cables from the top; AEC sizes and commissions the system with the UPS | |

Specifications are subject to change without notice.

AEC

MODULAR UPS + LITHIUM · IP55 CONTAINER

# CONTAINER

## 1–1.2 MW

An INFINITE modular UPS and AEC L6 lithium cabinets, wired, cooled and secured inside one sealed 40-foot container: critical power that arrives on a truck and starts on site.




THE AEC CONTAINERIZED UPS: A SEALED 40-FOOT IP55 CONTAINER

**1.2 MW**
INFINITE, 100 kW modules

**15 min**
at full load with L6 lithium

**IP55**
sealed 40-foot container

**348 kWh**
lithium at 1.2 MW, 6 × 58 kWh

# Configurations and Ordering
# Containerized UPS 1–1.2 MW

Two systems, one container: INFINITE 200 kVA cabinets in parallel, each with its own L6 **lithium** cabinet. The codes order the UPS and the batteries together; AEC builds, delivers and commissions the container.

## 1 MW

INF-1000+5xL6-CAB-20x50LI



**5 × INFINITE 200 kVA**
2 × 100 kW modules each

**5 × L6 · 20 × 50 Ah**
master with touchscreen

**10**
× 100 kW modules

**100**
× 50 Ah LiFePO4

**290 kWh**
lithium, 5 × 58 kWh

## 1.2 MW

INF-1200+6xL6-CAB-20x50LI



**6 × INFINITE 200 kVA**
2 × 100 kW modules each

**6 × L6 · 20 × 50 Ah**
master with touchscreen

**12**
× 100 kW modules

**120**
× 50 Ah LiFePO4

**348 kWh**
lithium, 6 × 58 kWh

## The two systems

| | 1 MW | 1.2 MW |
|---|---|---|
| **Rating** | 1,000 kVA · 1,000 kW | 1,200 kVA · 1,200 kW |
| **UPS cabinets** | 5 × INF-200 in parallel, 10 × 100 kW modules, hot-swappable | 6 × INF-200 in parallel, 12 × 100 kW modules, hot-swappable |
| **Lithium** | 5 × L6-CAB-20x50LI, one per UPS cabinet: 100 × 50 Ah LiFePO4, 290 kWh | 6 × L6-CAB-20x50LI, one per UPS cabinet: 120 × 50 Ah LiFePO4, 348 kWh |
| **Backup, full · half load** | 15 min · 30 min | 15 min · 30 min |
| **Weight, UPS and battery** | 14,122.9 lb (6,406 kg) | 16,885.8 lb (7,659 kg) |

Both: 480 V three-phase, 3 wires + ground, 60 Hz; recharge under 2 hours. UPS data p. 31; battery data p. 33.

## From order to operation

1. **Survey** — Site, power, truck access, room for the pad.
2. **Configuration** — 1 or 1.2 MW, the runtime.
3. **Factory build** — UPS, **lithium**, cooling, fire and security wired in.
4. **Delivery** — By truck; set on its concrete pad.
5. **Connection** — Cables through the sealed entry.
6. **Start-up** — Every value, alarm and contact tested by AEC.
7. **Service** — 24/7 assistance, maintenance and parts.

ORDERING, WARRANTY AND SERVICE

The codes order the UPS with its L6 cabinets; the container (40 ft, IP55, cooling, fire, security) and the site works are quoted with each project.

**sales@aecups.com · +1 786 553 2100 · aecups.com**

**5 years**
L6 cabinets

**3 years**
INFINITE UPS

**24/7**
assistance

**Miami**
start-up and training

BATTERIES AND BATTERY CABINETS

# Batteries
## and cabinets

A cabinet for every AEC UPS that takes external batteries: BAT towers and 19-inch packs for the FERRUS line, and the BB4US beside the FERRUS SP, each cabinet at the DC voltage of its UPS.




BB4US CABINET, A BAT TOWER AND A 19-INCH PACK

**8**
cabinets and packs for the FERRUS line

**12 V 9 Ah**
VRLA blocks, delivered charged

**80**
blocks in one BB4US cabinet

**1–4**
cabinets or packs per UPS

# Battery Cabinet Selection
# BAT, BAT…RT and BB4US

Eight cabinets and packs for the FERRUS line (11 catalog codes): every UPS rating and its cabinets; the DC voltage of the cabinet is the DC voltage of the UPS.

## Which goes with which

| UPS | DC | BAT 0424 | BAT 0848 | BAT 1272 | BAT 0424RT | BAT 0848RT | BAT 1272RT | BAT 16192RT | BB4US all | Per UPS |
|---|---|---|---|---|---|---|---|---|---|---|
| **FERRUS 1 kVA** | 24 V | ● | | | | | | | | 1–4 |
| **FERRUS 2 kVA** | 48 V | | ● | | | | | | | 1–4 |
| **FERRUS 3 kVA** | 72 V | | | ● | | | | | | 1–4 |
| **FERRUS RT 1 kVA** | 24 V | | | | ● | | | | | 1–4 |
| **FERRUS RT 1.5 kVA** | 48 V | | | | | ● | | | | 1–4 |
| **FERRUS RT 2 kVA** | 48 V | | | | | ● | | | | 1–4 |
| **FERRUS RT 3 kVA** | 72 V | | | | | | ● | | | 1–4 |
| **FERRUS SP 6 kVA** | 192 V | | | | | | | | ● | 1 |
| **FERRUS SP 10 kVA** | 192 V | | | | | | | | ● | 1 |
| **FERRUS SP 20 kVA** | 240 V | | | | | | | | — | on request |
| **FERRUS SP RT 6 kVA** | 192 V | | | | | | | ● | | 1–4 |
| **FERRUS SP RT 10 kVA** | 192 V | | | | | | | ● | | 1–4 |

● a catalog set: UPS and cabinet in one code (42 sets; ×2 to ×4 for more cabinets), backup time published

**FERRUS SP 20 kVA:** 40 blocks inside on 240 V DC (FERSP20000-40X9), or the same cabinet supplied empty (FERSP20000-EMPTY); external cabinet on request.

**Battery inside:** LUMINA (LiFePO4), ETHERNO (1 to 3 lithium modules of 50 Ah), AUREON (VRLA modules), RADIANT-IB and CIRRO-IB (up to 240 blocks on trays). **RADIANT and CIRRO:** an external battery bank, sized by AEC with each project. **INFINITE:** AEC L6 lithium cabinets, 480 V DC into its lithium window of 384–640 V (512 V rated).

# Accessories Overview
## Cards, Kits and Options

Network and relay cards, parallel and rack kits and protection options: fitted in the UPS slots or beside the cabinet, the same family across the range.




### SNMP network cards

Network monitoring from any browser: web pages, SNMP v1/v2c/v3, Modbus TCP/IP, e-mail alarms and MQTT; fitted in the UPS intelligent slot.




### Dry-contact card

Potential-free relay outputs in the intelligent slot: mains failure, battery low, UPS fault and bypass, for a BMS or a remote panel.

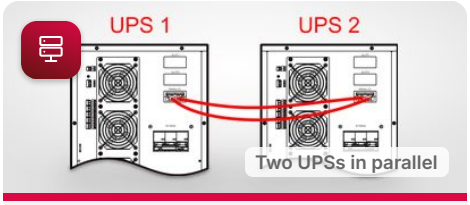


### Parallel kits

Cables and interface that join identical UPSs in parallel, for more power or N+1 redundancy; the number of units depends on the model.




### Telescopic rail kit

Telescopic rails for 2- or 4-post 19-inch racks, rated 100 lb, 27.6 in long: the rack UPS slides in and out for service.

**Class-C**

surge protective device, three-phase

### Surge protection

Class-C surge protective device on the UPS input, against transient overvoltage from the grid.




### Battery compensation

Compensates the battery string voltage on long cable runs between the UPS and an external battery bank.



OPTION

### BMS card

Links the UPS to **lithium** battery cabinets: one BMS port, 2 digital inputs, 1 digital output. Available on request.

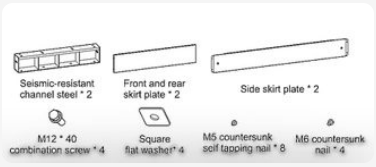


OPTION

### Seismic kit

Channel-steel bases, skirt plates and bolts that anchor the cabinet in seismic zones. Available on request.

## Sizes and weights

| Accessory | W × D × H, in | Weight | Accessory | W × D × H, in | Weight |
|---|---|---|---|---|---|
| **SNMP network cards** | 5.1 × 4.3 × 0.8 | 0.4 lb | Parallel kits | 15.7 × 11.8 × 3.9 | 8.8 lb |
| **Dry-contact card** | 5.1 × 4.3 × 0.8 | 0.4 lb | Telescopic rail kit | 27.6 × 6.3 × 3.1 | 13.2 lb |

# Ordering Codes at a Glance

The code to quote for each model; full configurations, cabinets and options on the series pages.

### LUMINA

| | | |
|---|---|---|
| LUM1000RT-2U-LI | 1 kVA | Internal LiFePO4 lithium |
| LUM1500RT-2U-LI | 1.5 kVA | Internal LiFePO4 lithium |
| LUM2000RT-2U-LI | 2 kVA | Internal LiFePO4 lithium |
| LUM2200RT-2U-LI | 2.2 kVA | Internal LiFePO4 lithium |
| LUM3000RT-2U-LI | 3 kVA | Internal LiFePO4 lithium |

### FERRUS

| | | |
|---|---|---|
| FER1000-2X9 | 1 kVA | 2 × 12 V 9 Ah VRLA inside |
| FER2000-4X9 | 2 kVA | 4 × 12 V 9 Ah VRLA inside |
| FER3000-6X9 | 3 kVA | 6 × 12 V 9 Ah VRLA inside |

### FERRUS RT

| | | |
|---|---|---|
| FER1000RT-2X9 | 1 kVA | 2 × 12 V 9 Ah VRLA inside |
| FER1500RT-4X9 | 1.5 kVA | 4 × 12 V 9 Ah VRLA inside |
| FER2000RT-4X9 | 2 kVA | 4 × 12 V 9 Ah VRLA inside |
| FER3000RT-6X9 | 3 kVA | 6 × 12 V 9 Ah VRLA inside |

### FERRUS SP

| | | |
|---|---|---|
| FERSP6000-16X9 | 6 kVA | 16 × 12 V 9 Ah VRLA inside |
| FERSP10000-16X9 | 10 kVA | 16 × 12 V 9 Ah VRLA inside |
| FERSP20000-40X9 | 20 kVA | 40 × 12 V 9 Ah VRLA inside |

### FERRUS SP RT

| | | |
|---|---|---|
| FERSPRT6000-16X9 | 6 kVA | 16 × 12 V 9 Ah VRLA inside |
| FERSPRT10000-16X9 | 10 kVA | 16 × 12 V 9 Ah VRLA inside |

### ETHERNO

| | | |
|---|---|---|
| ETH10 | 10 kVA | Frame, batteries not included |
| ETH10-1X50A-LI | 10 kVA | 1 × 50 Ah lithium module |
| ETH10-2X50A-LI | 10 kVA | 2 × 50 Ah lithium modules |
| ETH10-3X50A-LI | 10 kVA | 3 × 50 Ah lithium modules |
| ETH20 | 20 kVA | Frame, batteries not included |
| ETH20-2X50A-LI | 20 kVA | 2 × 50 Ah lithium modules |
| ETH20-3X50A-LI | 20 kVA | 3 × 50 Ah lithium modules |
| ETH30 | 30 kVA | Frame, batteries not included |
| ETH30-3X50A-LI | 30 kVA | 3 × 50 Ah lithium modules |

### AUREON

| | | |
|---|---|---|
| AUR-10 | 10 kVA | Frame, batteries not included |
| AUR10-40X9A | 10 kVA | 40 × 12 V 9 Ah VRLA inside |
| AUR10-80X9A | 10 kVA | 80 × 12 V 9 Ah VRLA inside |
| AUR-20 | 20 kVA | Frame, batteries not included |
| AUR20-60X9A | 20 kVA | 60 × 12 V 9 Ah VRLA inside |
| AUR20-80X9A | 20 kVA | 80 × 12 V 9 Ah VRLA inside |
| AUR-30 | 30 kVA | Frame, batteries not included |
| AUR30-80X9A | 30 kVA | 80 × 12 V 9 Ah VRLA inside |

### RADIANT

| | | |
|---|---|---|
| RAD90-1X15 | 15 kVA | 1 × 15 kVA power module |
| RAD90-2X15 | 30 kVA | 2 × 15 kVA power modules |
| RAD90-3X15 | 45 kVA | 3 × 15 kVA power modules |
| RAD90-4X15 | 60 kVA | 4 × 15 kVA power modules |
| RAD90-5X15 | 75 kVA | 5 × 15 kVA power modules |
| RAD90-6X15 | 90 kVA | 6 × 15 kVA power modules |

### RADIANT-IB

| | | |
|---|---|---|
| RADIB100-1X20 | 20 kVA | 1 × 20 kVA power module |
| RADIB100-2X20 | 40 kVA | 2 × 20 kVA power modules |
| RADIB100-3X20 | 60 kVA | 3 × 20 kVA power modules |
| RADIB100-4X20 | 80 kVA | 4 × 20 kVA power modules |
| RADIB100-5X20 | 100 kVA | 5 × 20 kVA power modules |

### CIRRO-IB

| | | |
|---|---|---|
| CIRIB150-1X30 | 30 kVA | 1 × 30 kVA power module |
| CIRIB150-2X30 | 60 kVA | 2 × 30 kVA power modules |
| CIRIB150-3X30 | 90 kVA | 3 × 30 kVA power modules |
| CIRIB150-4X30 | 120 kVA | 4 × 30 kVA power modules |
| CIRIB150-5X30 | 150 kVA | 5 × 30 kVA power modules |

### CIRRO

| | |
|---|---|
| CIR360-1X60 ... -6X60 | 60–360 kVA |
| CIR600-1X100 ... -6X100 | 100–600 kVA |
| CIR800-7X100 ... -8X100 | 700–800 kVA |
| CIR1200-9X100 ... -12X100 | 900 kVA–1.2 MVA |
| CIR1600-13X100 ... -16X100 | 1.3–1.6 MVA |

### INFINITE

| | | |
|---|---|---|
| INF-100 | 100 kVA | 1 × 100 kVA module |
| INF-200 | 200 kVA | 2 × 100 kVA modules |
| INF-400 | 400 kVA | 4 × 100 kVA modules |
| INF-600 | 600 kVA | 6 × 100 kVA modules |
| INF-800 | 800 kVA | 8 × 100 kVA modules |
| INF-1000 | 1 MVA | 10 × 100 kVA modules |
| INF-1200 | 1.2 MVA | 12 × 100 kVA modules |

Add +1 for a redundant module and + L6-CAB for lithium cabinets.

AEC
Technology Behind Power

# Guaranteeing continuity and reliability since 1968

UPS CATALOG · USA 2026


**AEC UPS USA LLC**
4872 SW 72nd Ave
Miami, FL 33155
+1 786 553 2100

**ALLIS ELECTRIC CO., LTD.**
Group headquarters
Taipei, Taiwan
TWSE:1514

**AEC INTERNATIONAL SRL**
EMEA hub
Milan
Italy

**SALES AND SERVICE**
sales@aecups.com
WhatsApp +1 786 553 2100
24/7