CRITICAL POWER · USA 2026

UPS

Catalog 2026



Since 1968
Continuity and reliability in critical power

TWSE:1514
Listed on the Taiwan Stock Exchange since 1994

80+
Countries reached by the AEC network

3 years
Warranty on the UPS; 5 years on LUMINA, ETHERNO and lithium



THE COMPANY

Company Overview 03
Company History 04
Global Presence 05
AEC in the USA 06
Technology Map 07

The short edition: every series opens with its key numbers, followed by its complete technical specifications.

CONTENTS

Contents UPS Catalog 2026

		POWER	VOLTAGE	PAGE
01	**UPS SERIES AND LITHIUM · OPENER AND DATASHEET**			from p. 8
	LUMINA Online UPS with built-in lithium battery, rack / tower	1–3 kVA	120 V	8
	FERRUS Online UPS, tower	1–3 kVA	120 V	10
	FERRUS RT Online UPS, rack / tower	1–3 kVA	120 V	12
	FERRUS SP Online UPS with isolation transformer, tower	6–20 kVA	120/240 V	14
	FERRUS SP RT Online UPS with isolation transformer, rack / tower	6–10 kVA	120/240 V	16
	ETHERNO Online UPS with lithium modules inside	10–30 kVA	208/120 V	18
	AUREON Online UPS with VRLA modules inside	10–30 kVA	208/120 V	20
	RADIANT Modular UPS, 15 kVA modules	15–90 kVA	208 V	22
	RADIANT-IB Modular UPS, batteries inside	20–100 kVA	208 V	24
	CIRRO-IB Modular UPS, batteries inside	30–150 kVA	480 V	26
	CIRRO Modular UPS up to 1.6 MVA	60–1,600 kVA	480 V	28
	INFINITE Modular UPS, 100 kVA modules, lithium-ready	100–1,200 kVA	480 V	30
	L6 lithium Modular lithium battery cabinets for INFINITE	29–58 kWh	512 V DC	32
02	**CONTAINERIZED UPS, BATTERIES AND ACCESSORIES**			from p. 34
	Containerized UPS INFINITE and L6 lithium in a 40-foot container		480 V	34
	Batteries and cabinets BAT, BAT...RT and BB4US: which fits which UPS		24–240 V DC	36
	Accessories Network cards, dry contacts, parallel and rack kits			38
	Ordering codes The code to quote for every model, all series			39

AEC

ALLIS ELECTRIC GROUP · SINCE 1968

Company Overview
Allis Electric Group

AEC INTERNATIONAL (MILAN)

A GLOBAL GROUP

Group Sites
Four Continents

AEC is the UPS brand of Allis Electric Co., Ltd., listed on the Taiwan Stock Exchange (TWSE:1514), with factories in Taiwan and sites in Italy, the USA, the UAE, Japan and South Africa.

- The group network
- Miami across the Americas
- The six group sites

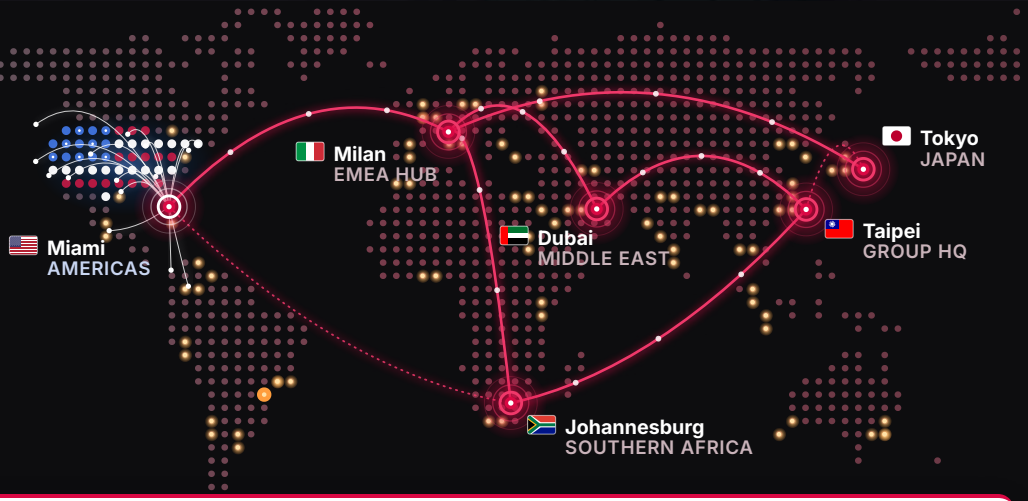

80+ Countries reached by the AEC network

844 Employees in the group

6 Group sites on four continents

58 Years of activity, since 1968

AEC IN THE USA

AEC in the USA
Miami, Florida

Sales, stock and service for the United States from Miami: 60 Hz online UPS from 1 kVA to 1.6 MVA.



2022 Miami, Florida
AEC UPS USA LLC opens: headquarters, stock and training center

24/7 sales and service
Technicians across the United States; phone and WhatsApp +1 786 553 2100

People and know-how

130
electronics engineers
out of 844 employees



15 % in design and R&D · 1 square = 1 %

Founded 1968, listed 1994

1968
Listed on the Taiwan Stock Exchange since 1994 (TWSE:1514).

1994	1998	2022
Listed, Taipei	UPS, Milan	USA, Miami

Warranty

3 years on the UPS

5 years on LUMINA, ETHERNO and lithium

OUR HISTORY

Company History 1968–2026

Allis Electric Co., Ltd. was founded on September 25, 1968, in Taipei, Taiwan. Its UPS engineering grew in Milan, Italy, from 1998; AEC UPS USA opened in Miami, Florida, in 2022.

THE JOURNEY · 1968 – 2022

TAIPEI · MILAN · MIAMI





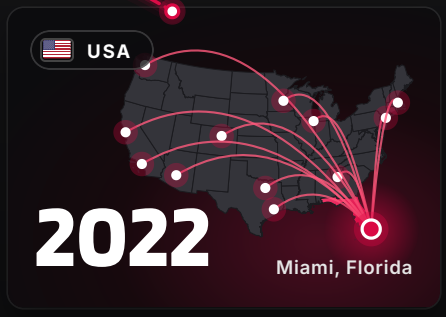

Taiwan WHERE IT BEGAN
Allis Electric founded: switchboards, then transformers, switchgear and power electronics.

Italy UPS ENGINEERING
AEC International (Milan): UPS design and test center, today the hub for Europe, the Middle East and Africa.

USA AEC UPS USA
Stock, training and service for the US, Canada and Latin America, with technicians across the United States.

58
years of activity, since 1968

1994
listed on the Taiwan Stock Exchange, TWSE:1514

6
group sites on four continents

~$894M
market capitalization, October 2026

1968
Allis Electric founded
Taipei, Taiwan: low-voltage switchboards, motor control centers, industrial controls.

1994
Listed in Taiwan
TWSE:1514. Market cap above $100 million, 500 employees.

1998
AEC International (Milan)
The group's UPS design and test center, for Europe, the Middle East and Africa.

2002
AEC South Africa
AEC PHD Powerhouse, Johannesburg, for the Republic of South Africa.

2015
AEC Nippon
A joint venture in Tokyo for transformers and equipment.

2022
AEC UPS USA
Miami, Florida, for the US, Canada and Latin America. AEC Power opens in Dubai.

2024
New AEC identity
The new logo and the tagline: Technology Behind Power.

2026
A US range, 120–480 V
One catalog for 60 Hz sites, 1 kVA to 1.6 MVA, in every US voltage class.

AEC LOGO EVOLUTION

Logo History 1968 and 2024

The diamond of the first sign became the AEC mark of today.



56 YEARS

AEC
2024–TODAY

TECHNOLOGY BEHIND POWER

The tagline of the AEC brand, from 2024.

GLOBAL PRESENCE

Global Presence Six Group Sites

AEC works through subsidiaries, branch offices and certified partners, with local stock and field engineers where customers operate. The United States, Canada and Latin America are served from Miami, Florida.

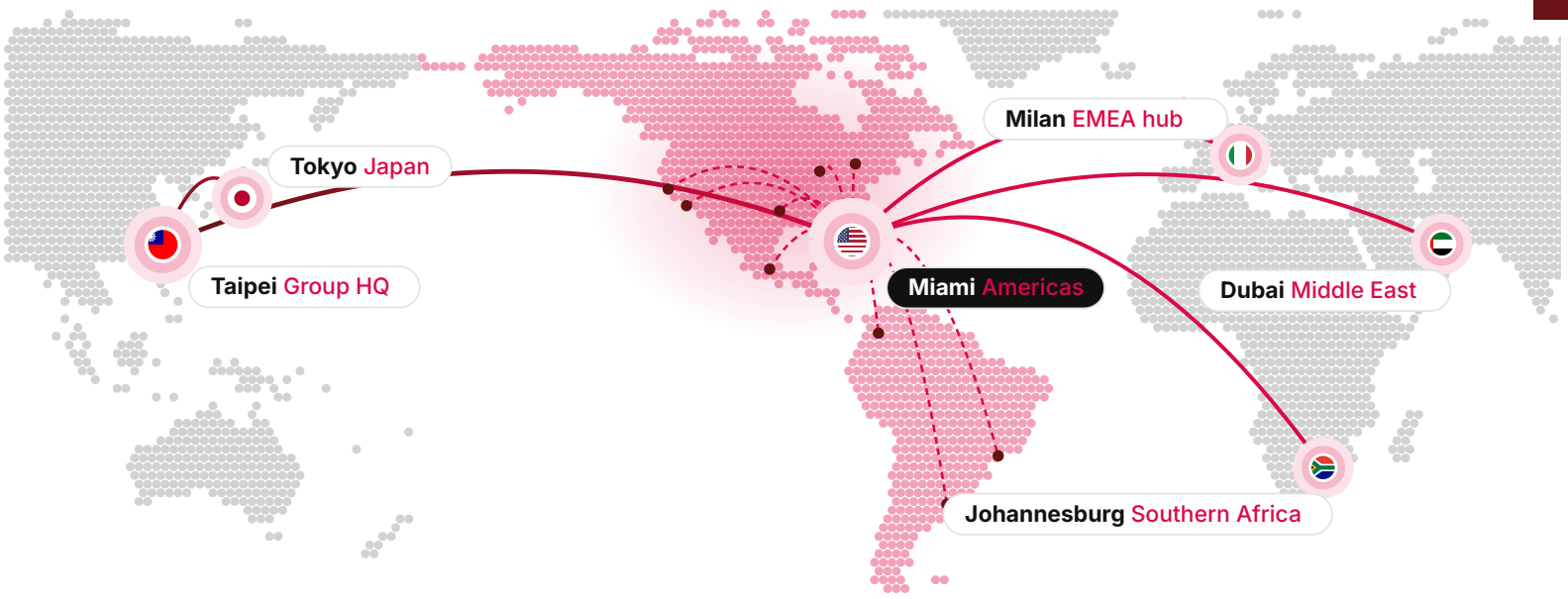

The Americas, served from Miami — Group network: Miami, Taipei and the hubs — Support from Miami to the Americas

AEC UPS USA LLC
Miami, Florida
US, Canada and Latin America

Allis Electric Co., Ltd.
Taipei
Group headquarters

AEC International (Milan)
Milan
Europe, Middle East and Africa

AEC PHD Powerhouse Ltd
Johannesburg
Republic of South Africa

AEC Nippon Co., Ltd.
Tokyo
Transformers and equipment

AEC Power LLC
Dubai
Middle East

OFFICE HOURS AROUND THE WORLD

8 am – 6 pm local, standard time, on the UTC clock

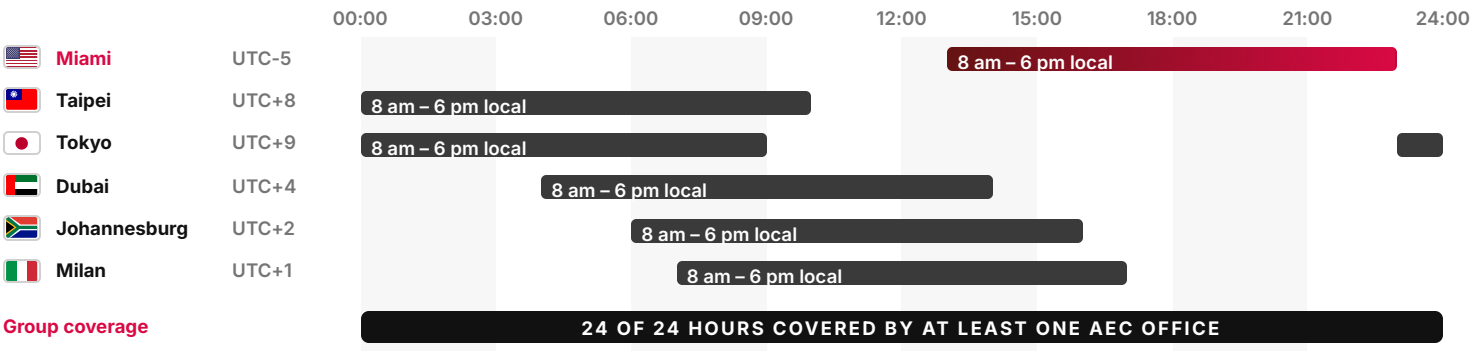



6
Group sites

24/7
Sales and service line, from Miami

21+
Countries with spare parts in stock

80+
Countries reached by the AEC network

AEC UPS USA LLC · MIAMI, FLORIDA

AEC in the USA Nationwide from Miami

AEC UPS USA LLC opened in Miami, Florida, in 2022: headquarters, stock and training center. Sales, stock and service for the whole United States from Miami, with technicians across the country and a support line that never closes, in every US time zone.

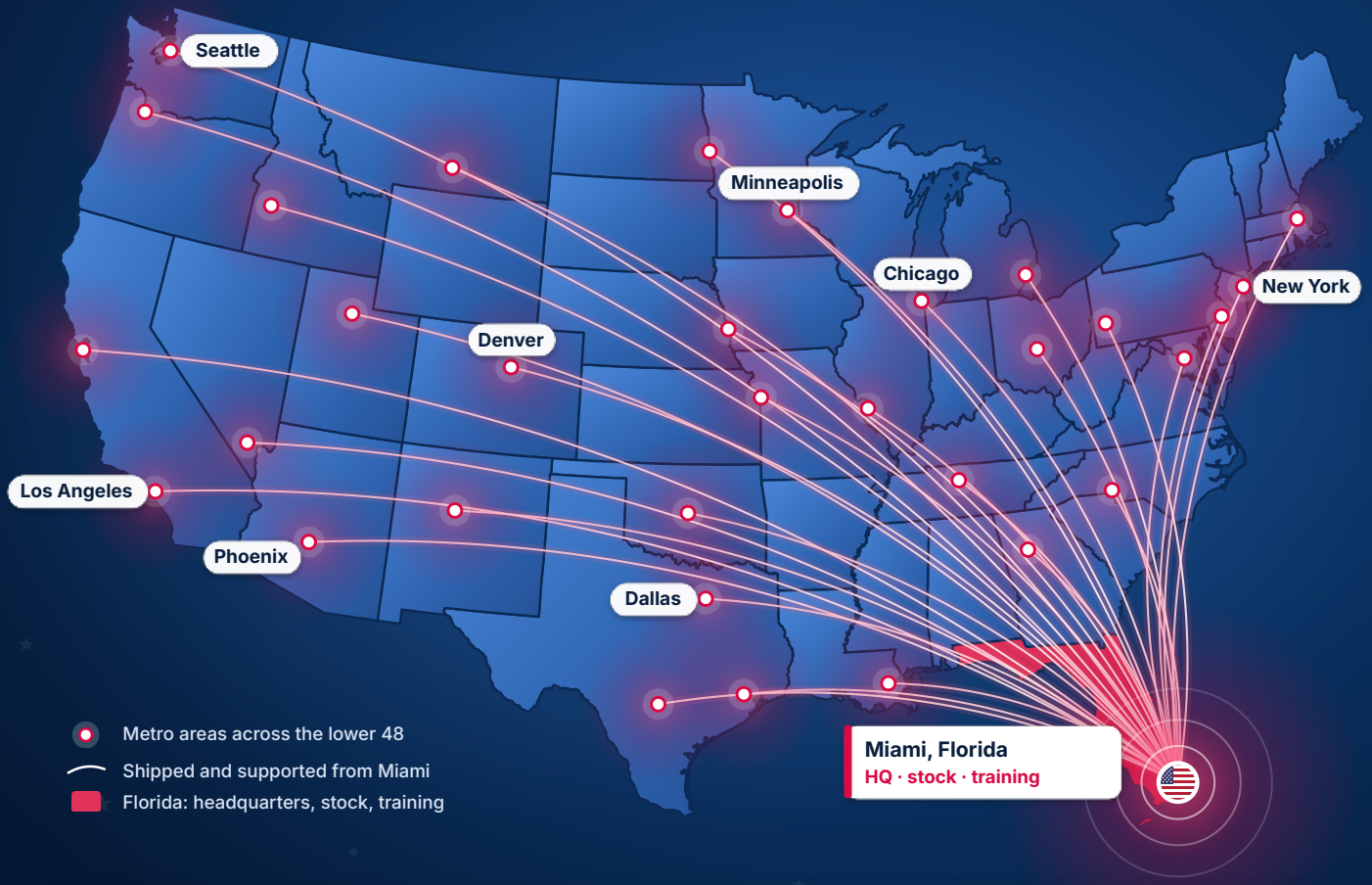

2022 Miami
AEC UPS USA opens: headquarters, stock, training

24/7 service
phone and WhatsApp +1 786 553 2100

50 states
sales, stock and service for the whole United States

60 Hz 120–480 V
every US voltage class, 1 kVA to 1.6 MVA

3 yr · 5 yr
warranty: 3 years on the UPS, 5 on LUMINA, ETHERNO and lithium

THE RANGE BY US VOLTAGE CLASS · 60 HZ

1 kVA to 1.6 MVA · listings: see each data page

120 V
Single-phase
1–3 kVA
LUMINA · FERRUS · FERRUS RT

120/240 V
Split-phase
6–20 kVA
FERRUS SP · FERRUS SP RT

208 V
Three-phase
10–100 kVA
ETHERNO · AUREON · RADIANT · RADIANT-IB

480 V
Three-phase
30–1,600 kVA
CIRRO-IB · CIRRO · INFINITE

Lithium 50 Ah
UL 1973 listed
UL 9540A tested
UN38.3 · 5,000+ cycles

IN STOCK IN MIAMI

120 V and 208 V



LUMINA
1–3 kVA · 120 V · lithium



FERRUS
1–3 kVA · 120 V · tower



FERRUS RT
1–3 kVA · 120 V · rack/tower



ETHERNO
10–30 kVA · 208 V · lithium

YOUR CONTACT IN THE USA

AEC UPS USA LLC
4872 SW 72nd Ave
Miami, FL 33155
sales@aecups.com
aecups.com

SALES · PROJECTS · SERVICE · 24/7
+1 786 553 2100 phone, WhatsApp

TECHNOLOGY MAP

Technology Map All Series

Every AEC UPS is online double conversion: the inverter rebuilds the output from scratch, so a mains failure changes nothing at the load. Around that core each series adds its own technologies; the map shows where to find them.

3-level IGBT
Three-level inverters with full digital control in the online ranges: cleaner waves, lower losses.

LiFePO4
Lithium iron phosphate in LUMINA, ETHERNO and the L6 cabinets for INFINITE: longer life, less weight.

Modular N+X
Hot-swappable power modules from 15 to 100 kVA: grow with the load, service without a shutdown.

Silicon carbide
INFINITE switches its power on SiC semiconductors, for a peak efficiency of 97.3 %.

THE TECHNOLOGY MAP

On the right, the overview page of each series.

	LiFePO4	VRLA	Unity PF	Hot-swap modules	Hot-swap batteries	Isolation trans-former	Touch screen	19-inch rack	SiC	Network card	Page
SINGLE-PHASE · 120 V											
 **LUMINA** 1–3 kVA · 1Ph 120 V	●	—	—	—	—	—	—	●	—	SNMP-L	8
 **FERRUS** 1–3 kVA · 1Ph 120 V	—	●	●	—	—	—	—	—	—	SNMP-M	10
 **FERRUS RT** 1–3 kVA · 1Ph 120 V	—	●	●	—	—	—	—	●	—	SNMP-M	12
SPLIT-PHASE · 120/240 V											
 **FERRUS SP** 6–20 kVA · 2Ph 120/240 V	—	●	●	—	—	●	●	—	—	SNMP-M	14
 **FERRUS SP RT** 6–10 kVA · 2Ph 120/240 V	—	●	●	—	—	●	●	●	—	SNMP-M	16
THREE-PHASE · 208 V											
 **ETHERNO** 10–30 kVA · 3Ph 208 V	●	—	●	—	●	—	●	—	—	SNMP-L	18
 **AUREON** 10–30 kVA · 3Ph 208 V	—	●	●	—	●	—	●	—	—	SNMP-L	20
 **RADIANT** 15–90 kVA · 3Ph 208 V	—	●	●	●	—	—	●	—	—	SNMP-M	22
 **RADIANT-IB** 20–100 kVA · 3Ph 208 V	—	●	●	●	●	—	●	—	—	SNMP-M	24
THREE-PHASE · 480 V											
 **CIRRO-IB** 30–150 kVA · 4W 480 V	—	●	●	●	●	—	●	—	—	SNMP-M	26
 **CIRRO** 60–1,600 kVA · 4W 480 V	—	●	●	●	—	—	●	—	—	SNMP-M	28
 **INFINITE** 100–1,200 kVA · 3W 480 V	●	●	●	●	—	—	●	—	●	SNMP-L	30

● the series has it — it does not

SNMP-L network card: LUMINA, ETHERNO, AUREON and INFINITE. Web pages, SNMP v1/v2c/v3 and Modbus TCP/IP; e-mail alarms. p. 38

SNMP-M network card: FERRUS, FERRUS RT, FERRUS SP, FERRUS SP RT, RADIANT, RADIANT-IB, CIRRO-IB and CIRRO. Web pages, SNMP v1/v2c/v3, Modbus TCP/IP and MQTT. p. 38

AEC

ONLINE UPS · LITHIUM · RACK / TOWER

LUMINA

1–3 kVA

Single-phase online double-conversion UPS with a built-in **LiFePO4 lithium** battery. Two rack units for a 19-inch cabinet, or standing as a tower.

LiFePO4 LITHIUM INSIDE



LUMINA · TOWER ON TOP, RACK BELOW · 2U

LiFePO4
Lithium battery built into the UPS

5 years
Warranty on the whole unit: UPS and lithium battery

92.6%
AC/AC efficiency, highest on the 2.2 kVA model

3×
Runtime vs a VRLA UPS in the same 2U

Technical Specifications
LUMINA 1–3 kVA

Model	1 kVA	1.5 kVA	2 kVA	2.2 kVA	3 kVA
Power (VA / W)	1,000 / 900	1,500 / 1,350	2,000 / 1,800	2,200 / 1,980	3,000 / 2,700
INPUT					
Voltage range	88–148 V AC above 75 % load · 77–88 V AC 50–75 % · 60–77 V AC below 50 %				
Frequency · connection	50 / 60 Hz ±10 %, self-adapting · single-phase, three-wire				
Input	IEC C14 inlet	IEC C20 inlet			cord, twist-lock plug
OUTPUT					
Voltage · frequency	110 / 120 V ±1 %, set from the panel · 50 / 60 Hz ±0.2 % on battery				
Waveform · distortion · PF	sine wave · THD < 3 % (linear load) · 0.9				
Transfer time	0 ms, mains to battery				
Overload	100–130 % 1 min · 130–150 % 1 s · above 150 % 200 ms				
AC/AC efficiency, up to	91.7 %	92.5 %		92.6 %	92.5 %
Outlets	8× 5-15R	6× 5-20R			4× 5-20R + 1× L5-30R
BATTERY					
Type	LiFePO4 lithium, internal · 12–15 year life (3,000 cycles)				
DC voltage	24 V DC	48 V DC		72 V DC	
Backup at 50 % · 100 % load	27 min · 11 min			46 min · 23 min	27 min · 11 min
Recharge time	≤ 5 h				
GENERAL					
Communication	USB standard · intelligent slot: SNMP card or RS485 + dry-contact card (optional) · EPO				
Display	LCD, rack (RCK) or tower (TWR) reading				
Protection	battery under-voltage, overload, short circuit, over-temperature, input over-voltage				
Noise · environment	< 55 dB · 32–140 °F (0–60 °C), full power to 104 °F (40 °C) · 0–95 % RH non-condensing				
W × D × H in	17.2 × 16.5 × 3.4	17.2 × 22.4 × 3.4		17.2 × 24.2 × 3.4	17.2 × 22.4 × 3.4
W × D × H mm	438 × 420 × 87	438 × 570 × 87		438 × 615 × 87	438 × 570 × 87
Weight	19.6 lb (8.9 kg)	29.5 lb (13.4 kg)	30 lb (13.6 kg)	42.1 lb (19.1 kg)	37.7 lb (17.1 kg)
Standards	ETL listed UL 1778, CSA, UN38.3				
Warranty	5 years on the whole unit, UPS and lithium battery				

Runtimes with new batteries. Specifications are subject to change without notice.

REAR PANELS

1 kVA



OUTLETS 8 × NEMA 5-15R

1.5 · 2 · 2.2 kVA



OUTLETS 6 × NEMA 5-20R

3 kVA



OUTLETS 4 × NEMA 5-20R + 1 × L5-30R

1. **Output sockets** · NEMA receptacles for the loads
2. **Input** · IEC inlet, or attached cord on 3 kVA
3. **Over-current protector** · resettable, on the input
4. **USB port** · status and remote on/off
5. **EPO connector** · emergency power off
6. **Battery connector** · plugged in at installation
7. **Cooling fans** · one on 1 kVA, two on the others
8. **Intelligent slot** · SNMP or relay card

AEC

ONLINE UPS · DOUBLE CONVERSION · TOWER

FERRUS

1–3 kVA

Single-phase online UPS for 120 V servers, networks and offices: a compact tower with internal batteries, and matching battery cabinets for longer runtimes.



FERRUS 2 · 3 kVA TOWER

kVA = kW
1,000 W in every kVA

93 %
maximum efficiency

50–150 V
input range, 60 Hz

3 years
warranty on the UPS

Technical Specifications
FERRUS 1–3 kVA

Model	1 kVA	2 kVA	3 kVA
Power (VA / W)	1,000 / 1,000	2,000 / 2,000	3,000 / 3,000
INPUT			
Voltage · frequency	50–150 V AC · 60 Hz ±5 Hz, single-phase		
Power factor	> 0.99 at full load		
Current, max.	10 A	20 A	30 A
Connection	IEC C14 inlet	attached cord, straight-blade plug	attached cord
OUTPUT			
Voltage	100 / 110 / 115 / 120 V AC, set from the panel		
Frequency · waveform	60 Hz (50 / 60 Hz settable) · sine wave		
Current	8.3 A	16.6 A	25 A
Outlets	6 × 5-15R	8 × 5-20R	6 × 5-20R + 1 × L5-30R
Efficiency, up to	93 %		
Modes	online (S) · ECO (E) · bypass · cold start from battery		
BATTERY			
Internal	2 × 12 V 9 Ah	4 × 12 V 9 Ah	6 × 12 V 9 Ah
DC voltage	24 V DC	48 V DC	72 V DC
Charger	1 A standard · 1–8 A with battery cabinets		
Backup at 50 % · 100 %	10 min · 4.2 min		
Recharge	at least 12 h for a full charge		
GENERAL			
Communication	RS232 · intelligent slot (dry contacts or SNMP-M) · EPO · USB optional		
Display	LCD, 4 LEDs, 2 buttons		
Environment	32–104 °F (0–40 °C) · RH < 95 % · 3,300 ft (1,000 m) at full power		
W × D × H in	5.6 × 8.6 × 13.9	7.5 × 12.6 × 15.8	
W × D × H mm	142 × 218 × 353	190 × 319 × 400	
Weight	16.5 lb (7.5 kg)	36.3 lb (16.5 kg)	45.2 lb (20.5 kg)
Standards	UL 1778 standard		
Warranty	3 years on the UPS · 2 years on VRLA batteries		

REAR PANELS

1 kVA



OUTLETS 6 × NEMA 5-15R

1. **Input** · Input socket or power cord
4. **Intelligent slot** · Dry-contact card or SNMP card
7. **External battery terminal** · For the battery cabinets (long backup)

2 kVA



OUTLETS 8 × NEMA 5-20R

2. **Input surge protection** · Resettable protector of the input
5. **USB** · Optional
8. **EPO** · Normally closed: opening it turns the UPS off

3 kVA



OUTLETS 6 × NEMA 5-20R + 1 × L5-30R

3. **Output sockets** · NEMA outlets in two groups
6. **RS232** · DB9 port for monitoring software
9. **NEMA L5-30R** · 30 A twist-lock output, 3 kVA

AEC

ONLINE UPS · DOUBLE CONVERSION · RACK / TOWER

FERRUS RT

1–3 kVA

Single-phase online UPS for 120 V loads in a 2U chassis: in a 19-inch rack or standing as a tower, with internal batteries and 19-inch battery packs for longer runtimes.



FERRUS RT · RACK BELOW, TOWER ON ITS STANDS

kVA = kW
1,000 W in every kVA

93 %
maximum efficiency

50–150 V
input range, 60 Hz

3 years
warranty on the UPS

Technical Specifications
FERRUS RT 1–3 kVA

Model	1 kVA	1.5 kVA	2 kVA	3 kVA
Power (VA / W)	1,000 / 1,000	1,500 / 1,500	2,000 / 2,000	3,000 / 3,000
INPUT				
Voltage · frequency	50–150 V AC · 60 Hz ±5 Hz, single-phase			
Power factor	> 0.99 at full load			
Current, max.	10 A	20 A		30 A
Connection	IEC C14 inlet	NEMA 5-20P cord		attached cord, straight-blade plug
OUTPUT				
Voltage	100 / 110 / 115 / 120 V AC, set from the panel			
Frequency · waveform	60 Hz (50 / 60 Hz settable) · sine wave			
Current	8.3 A	—	16.6 A	25 A
Outlets	8 × 5-15R	8 × 5-20R		6 × 5-20R + 1 × L5-30R
Efficiency, up to	93 %			
Modes	online (S) · ECO (E) · bypass · cold start from battery			
BATTERY				
Internal	2 × 12 V 9 Ah	4 × 12 V 9 Ah		6 × 12 V 9 Ah
DC voltage	24 V DC	48 V DC		72 V DC
Charger	1 A standard · 1–8 A with battery packs			
Backup at 50 % · 100 %	10 min · 4.2 min	14 min · 6 min	10 min · 4.2 min	
Recharge	at least 12 h for a full charge			
GENERAL				
Communication	RS232 · intelligent slot (dry contacts or SNMP-M) · EPO · USB optional			
Display	LCD, 4 LEDs, 2 buttons			
Environment	32–104 °F (0–40 °C) · RH < 95 % · 3,300 ft (1,000 m) at full power			
W × D × H in	17.3 × 17.3 × 3.4		17.3 × 17.8 × 3.4	17.3 × 22.8 × 3.4
W × D × H mm	439 × 439 × 86		439 × 452 × 86	439 × 579 × 86
Weight	41.8 lb (19 kg)	48.5 lb (22 kg)	51.8 lb (23.5 kg)	61.7 lb (28 kg)
Standards	UL 1778 standard			
Warranty	3 years on the UPS · 2 years on VRLA batteries			

— The output current of the 1.5 kVA is not published. Runtimes with new batteries. Specifications are subject to change without notice.

REAR PANELS



OUTLETS 8 × NEMA 5-15R

1. **Input** · Input socket or power cord
4. **Intelligent slot** · Dry-contact card or SNMP card
7. **External battery terminal** · For the battery packs (long backup)



OUTLETS 8 × NEMA 5-20R

2. **Input surge protection** · Resettable protector of the input
5. **USB** · Optional
8. **EPO** · Normally closed: opening it turns the UPS off



OUTLETS 6 × NEMA 5-20R + 1 × L5-30R

3. **Output sockets** · NEMA outlets in two groups
6. **RS232** · DB9 port for monitoring software
9. **NEMA L5-30R** · 30 A twist-lock output, 3 kVA

AEC

SPLIT-PHASE ONLINE UPS · ISOLATION TRANSFORMER

FERRUS SP

6–20 kVA

Online double conversion with an output isolation transformer, for 120/240 V split-phase loads: towers with internal batteries and matching battery cabinets.



FERRUS SP 6–10 AND 20 KVA TOWERS

120/240 V	kVA = kW	93 %	Isolation
split-phase output	output power factor 1	efficiency, up to	transformer integrated

Technical Specifications
FERRUS SP 6–20 kVA

Model	6 kVA	10 kVA	20 kVA
Power (VA / W)	6,000 / 6,000	10,000 / 10,000	20,000 / 20,000
INPUT			
Voltage · frequency	176–275 V AC at full load · 40–70 Hz		
Power factor	> 0.99 at full load		
Current, max.	36 A	63 A	125 A
OUTPUT			
Voltage	120/240 V split-phase (110 / 115 / 120 / 127 V per leg) · 240 V single output		
Regulation · frequency	1 % · 60 Hz, 0.1 % of nominal		
THD · crest factor	< 2.5 % at full linear load · 3 : 1		
Overload	110 % 10 min · 130 % 1 min · 150 % 30 s, then bypass		
Efficiency, up to	93 %		
Outlets	terminal strip · 6 and 10 kVA: 2 × L5-30R, 2 × L6-30R		
BATTERY			
Configuration	16 × 12 V 9 Ah inside		40 × 12 V 9 Ah inside
DC voltage	192 V DC		240 V DC
Backup at 50 % · 100 %	14 min · 6 min	7.5 min · 3.2 min	10 min · 4.2 min
GENERAL			
Communication	RS232 · RS485 · USB · 2 intelligent slots (SNMP-M and dry contacts) · EPO · parallel ports		
Parallel	up to 3 units, N+1		
Environment · clearance	32–104 °F (0–40 °C) · RH < 95 % · 3,300 ft (1,000 m) at full power · 20 in (0.5 m) clear on each side, vents open		
W × D × H in	9.8 × 23.6 × 29.1		13.7 × 25 × 47.2
W × D × H mm	249 × 599 × 739		348 × 635 × 1,199
Weight	196.2 lb (89 kg)	235.9 lb (107 kg)	452 lb (205 kg)
Standards	UL 1778 standard		
Warranty	3 years on the UPS · 2 years on VRLA batteries		

REAR PANEL



Rear of the 6 · 10 kVA tower (AEC render).

1. **Intelligent slots** · Two: SNMP-M card and dry-contact card at once.
2. **Parallel ports** · For the parallel cables, up to three units.
3. **RS485** · Modbus link.
4. **RS232** · DB9 for monitoring software.
5. **EPO** · Normally closed loop.
6. **USB** · Monitoring software.
7. **Maintenance bypass** · UPS or BYPASS: the load stays on the mains for service.
8. **Mains and bypass breakers** · Of the split-phase input and the bypass.
9. **Terminal strip** · PE, input L1 and L2, output L1 N1 L2 N2: 120 V and 240 V.
10. **Battery terminals** · BAT+ and BAT– for battery cabinets.
11. **NEMA L5-30R** · 30 A outlets, 120 V, with output surge protection.
12. **NEMA L6-30R** · 30 A outlets, 240 V, with output surge protection.
13. **Transformer fan** · Cooling of the output transformer.

SPLIT-PHASE ONLINE UPS · ISOLATION TRANSFORMER

FERRUS SP RT

6–10 kVA

Online double conversion with an output isolation transformer, for 120/240 V split-phase loads: a rack unit with its battery packs, hardwired.



FERRUS SP RT 6 · 10 kVA, RACK OR TOWER

120/240 V
split-phase output

kVA = kW
output power factor 1

93 %
efficiency, up to

×3
units in parallel, N+1

Technical Specifications
FERRUS SP RT 6–10 kVA

Model	6 kVA	10 kVA
Power (VA / W)	6,000 / 6,000	10,000 / 10,000
INPUT		
Voltage · frequency	176–275 V AC at full load · 40–70 Hz	
Power factor	> 0.99 at full load	
Current, max.	36 A	63 A
OUTPUT		
Voltage	120/240 V split-phase (110 / 115 / 120 / 127 V per leg) · 240 V single output	
Regulation · frequency	1 % · 60 Hz, 0.1 % of nominal	
THD · crest factor	< 2.5 % at full linear load · 3 : 1	
Overload	110 % 10 min · 130 % 1 min · 150 % 30 s, then bypass	
Efficiency, up to	93 %	
Outlets	terminal strip	
BATTERY		
Configuration	BAT16192RT battery packs, 16 × 12 V 9 Ah each, 1 to 4 per UPS	
DC voltage	192 V DC	
Backup at 50 % · 100 %	1 pack: 14.3 min · 6 min	1 pack: 7.5 min · 3.2 min
GENERAL		
Communication	RS232 · RS485 · USB · intelligent slot (SNMP-M or dry contacts) · EPO · parallel ports	
Parallel	up to 3 units, N+1	
Environment	32–104 °F (0–40 °C) · RH < 95 % · 3,300 ft (1,000 m) at full power	
W × D × H in	17.3 × 22.8 × 6.7	17.3 × 22.8 × 8.5
W × D × H mm	439 × 579 × 170	439 × 579 × 216
Weight	128 lb (58.1 kg)	143 lb (64.9 kg)
Standards	UL 1778 standard	
Warranty	3 years on the UPS · 2 years on VRLA batteries	

REAR PANEL

6 · 10 kVA, rear



1. **Input breaker** · Breaker of the split-phase input
2. **Cable entry** · Input, output and battery cables, hardwired on the terminal strip: no wall plug, no outlets
3. **Parallel ports** · Two ports for the parallel cables
4. **RS232** · DB9 for monitoring software
5. **EPO** · Normally closed loop: opening it stops the output
6. **RS485** · Modbus link
7. **USB** · Monitoring software
8. **Intelligent slot** · SNMP-M card, or a dry-contact card on DB9 or terminal block
9. **Transformer fans** · Cooling of the output transformer

AEC

THREE-PHASE ONLINE UPS · LITHIUM INSIDE

ETHERNO

10–30 kVA

Online double conversion for 208/120 V three-phase loads, with a three-level inverter and up to three 50 Ah **lithium** modules inside one 12.6-inch tower.

LiFePO4 LITHIUM INSIDE

3 × 50 Ah
hot-swappable LiFePO4 modules, the L6 module

41 min
at 10 kW with three modules

12–15 yr
module life



ETHERNO 10–30 KVA · DOOR OPEN, WITH ITS LITHIUM MODULES

208/120 V
three-phase, 4-wire + PE

LiFePO4
50 Ah modules inside, 1 to 3

94 %
efficiency online; 98 % in ECO

Touchscreen
4.3-inch color display: every setting on the screen

Technical Specifications
ETHERNO 10–30 kVA

Model	10 kVA	20 kVA	30 kVA
Power (VA / W)	10,000 / 10,000	20,000 / 20,000	30,000 / 30,000
INPUT			
Connection	3 phases + N + PE		
Voltage, L-N	90–155 V at full load; 70–90 V with the output derated linearly		
Frequency	39.5–70.5 Hz		
Bypass	window 10, 15 or 20 % (20 % default); synchronizing 50/60 Hz ± 10 %		
Power factor · current distortion	≥ 0.99 · ≤ 3 % resistive, ≤ 5 % non-linear		
Current, max., input · bypass	37.0 · 30.3 A	75.9 · 60.6 A	100.0 · 90.9 A
BATTERY			
Type	LiFePO4 lithium modules, 50 Ah, inside the tower		
DC bus	240 V DC		
Modules	1 · 2 · 3	2 · 3	3
Charge current	2–40 A settable, 20 A default		
Backup at 50 % · 100 %	27 · 14 / 55 · 27 / 82 · 41 min	27 · 14 / 41 · 20 min	27 · 14 min
OUTPUT			
Connection · voltage	3 phases + N + PE · 120 V L-N (110 / 115 / 127 settable), 208 V L-L (190 / 200 / 220)		
Frequency	follows the bypass; 60 ± 0.1 Hz (or 50) on battery		
Distortion · power factor	≤ 1 % resistive, ≤ 4 % non-linear · 1 or 0.9, 1 by default		
Transfer to bypass	< 1 ms synchronized, < 10 ms not		
Overload, inverter	< 105 % continuous · 105–110 % 60 min · 110–130 % 10 min · 130–150 % 1 min · 150–200 % 200 ms		
Overload, bypass	< 130 % continuous · 130–155 % 1 min · > 155 % 200 ms		
Current, max.	30.3 A	60.6 A	90.9 A
Efficiency	up to 94 % · up to 98 % in ECO		
SYSTEM			
Display · communication	touchscreen, 5 lamps · RS485, dry contacts (5 out, 1 in, EPO), 2 slots: SNMP, relay or protocol card		
Parallel	up to 4 units, redundant or expand		
Environment	32–104 °F (0–40 °C) · 0–95 % RH · IP20 · below 6,562 ft (2,000 m)		
Noise at 77 °F	< 63 dB		< 68 dB
W × D × H	12.6 × 39.1 × 49.2 in · 320 × 993 × 1,250 mm		
Weight, frame without batteries	216 lb	227 lb	240.2 lb
Weight with batteries	297.6 lb · 379.2 lb · 460.8 lb	390.2 lb · 471.8 lb	485 lb
Standards	UL 1778 listed · lithium modules UL 1973 listed, UL 9540A tested, UN38.3 tested · performance IEC 62040-3		
Warranty	5 years on the UPS and the lithium modules		



INSIDE THE TOWER · DOOR OPEN

1. **Color touchscreen**
   power flow, settings, records, every module
2. **Battery plug-ins**
   one per module
3. **Lithium modules**
   three 50 Ah LiFePO4 slots, hot-swappable
4. **Front door**
   lockable



THE REAR

1. **RS485** · Modbus link
2. **EPO + dry contact in** · EPO loop, input IN.1
3. **Dry contacts out** · OUT.1 to OUT.5
5. **Input breaker** · mains input
6. **Intelligent slots** · SNMP or relay card
9. **Bypass breaker** · bypass input
10. **Output breaker** · UPS output
12. **Wiring box** · AC terminals

AEC

THREE-PHASE ONLINE UPS · BATTERIES INSIDE

AUREON

10–30 kVA

Online double conversion for 208/120 V three-phase loads, with a three-level inverter and up to 80 VRLA blocks in modules inside one tower, 14.9 in wide at the base.



AUREON 10–30 kVA · DOOR OPEN

208/120 V
three-phase, 4-wire + PE

PF 1
output power factor 1: kVA = kW

94 %
efficiency online; 98 % in ECO

Touchscreen
4.3-inch color display: every setting on the screen

Technical Specifications
AUREON 10–30 kVA

Model	10 kVA	20 kVA	30 kVA
Power (VA / W)	10,000 / 10,000	20,000 / 20,000	30,000 / 30,000
INPUT			
Connection	3 phases + N + PE		
Voltage, L-N	90–155 V at full load; 70–90 V with the output derated linearly		
Frequency	39.5–70.5 Hz		
Bypass	window 10, 15 or 20 % (20 % default); synchronizing 50/60 Hz ± 10 %		
Power factor · current distortion	≥ 0.99 · ≤ 3 % resistive, ≤ 5 % non-linear		
Current, max., input · bypass	37.0 · 30.3 A	75.9 · 60.6 A	100.0 · 90.9 A
BATTERY			
Type	VRLA, 12 V 9 Ah blocks, in modules inside the tower; external cabinets		
DC bus	±96 to ±120 V DC (±48 to ±60 cells, ±60 default)		
Blocks inside	40 · 80	60 · 80	80
Charge current · DC current, max.	1–10 A, 1 A default · 45.3 A	1–20 A, 2 A default · 91.6 A	1–20 A, 4 A default · 137.4 A
Backup at 50 % · 100 %	25 · 7 / 60 · 20 min	18 · 5 / 32 · 10 min	14 · 4 min
OUTPUT			
Connection · voltage	3 phases + N + PE · 120 V L-N (110 / 115 / 127 settable), 208 V L-L (190 / 200 / 220)		
Frequency	follows the bypass; 60 ± 0.1 Hz (or 50) on battery		
Distortion · power factor	≤ 1 % resistive, ≤ 4 % non-linear · 1 or 0.9, 1 by default		
Transfer to bypass	< 1 ms synchronized, < 10 ms not		
Overload, inverter	< 105 % continuous · 105–110 % 60 min · 110–130 % 10 min · 130–150 % 1 min · 150–200 % 200 ms		
Overload, bypass	< 130 % continuous · 130–155 % 1 min · > 155 % 200 ms		
Current, max.	30.3 A	60.6 A	90.9 A
Efficiency	up to 94 % · up to 98 % in ECO		
SYSTEM			
Display · communication	touchscreen, 5 lamps · RS485, dry contacts (5 out, 1 in, EPO), 2 slots: SNMP, relay or protocol card		
Parallel	up to 4 units, redundant or expand		
Environment	23–104 °F (–5 to 40 °C) · 0–95 % RH · IP20 · below 6,562 ft (2,000 m)		
Noise at 77 °F	< 60 dB		< 65 dB
W × D × H	14.9 × 39.1 × 49.2 in · 378 × 993 × 1,250 mm, width at the base; body 12.6 in (320 mm)		
Weight, frame without batteries	231 lb	258 lb	282 lb
Weight with batteries	465 lb · 699 lb	609 lb · 726 lb	750 lb
Standards	UL 1778 listed · performance IEC 62040-3		
Warranty	3 years on the UPS · 2 years on the VRLA batteries		



INSIDE THE TOWER · DOOR OPEN

1. **Color touchscreen**
   the same panel and screen as ETHERNO
5. **Module breaker**
   one on each battery module, opened before service
6. **Battery modules**
   2 to 4 modules of 20 × 12 V 9 Ah VRLA blocks, inside the tower
7. **Front door**
   lockable, opened for battery service



THE REAR

1. **RS485** · Modbus link
2. **EPO + dry contact in** · EPO loop, input IN.1
3. **Dry contacts out** · OUT.1 to OUT.5
5. **Input breaker** · mains input
6. **Intelligent slots** · SNMP or relay card
9. **Bypass breaker** · bypass input
10. **Output breaker** · UPS output
12. **Wiring box** · AC terminals

MODULAR ONLINE UPS · 15 kVA MODULES

RADIANT

15–90 kVA

Online double conversion in 15 kVA hot-swappable power modules, up to six in one 17.4-inch frame with four breakers, for 208/120 V three-phase loads and an external VRLA battery bank.



RADIANT · THE 90 kVA FRAME, DOOR CLOSED

15 kVA
per hot-swappable module

Modular
technology: up to six modules per frame, N+X

95.5 %
efficiency online; 99 % in ECO

208/120 V
three-phase, 4-wire + PE

Technical Specifications
RADIANT 15–90 kVA

Model	Frame, all ratings
Ratings	15, 30, 45, 60, 75 and 90 kVA: 1 to 6 × 15 kVA modules
INPUT	
Connection · voltage	3 phases + N + PE · 208 or 220 V L-L
Voltage range	167–260 V L-L at full load; 125–167 V derated to 50 %
Frequency · power factor · THD	40–70 Hz · 0.99 · < 2.2 % (linear load)
Bypass	+10/+15/+20/+25 %, −10/−20/−30/−40 % (default +15/−20 %); ±1, 3 or 5 Hz
OUTPUT	
Voltage	208 or 220 V L-L; ±1 % balanced, ±1.5 % fully unbalanced; transient ±5 %
THD	< 1 % linear, < 5 % non-linear
Inverter overload	110 % 1 h · 125 % 10 min · 150 % 1 min · > 150 % 200 ms
Bypass overload	< 110 % long term · 125 % 10 min · 150 % 1 min · > 150 % 1 s
Fault current · neutral	300 % for 200 ms · 170 %
Efficiency	up to 95.5 % (15 kVA modules) · 99 % in ECO
Transfer	0 ms synchronized; < 10 ms from ECO
BATTERY	
Blocks · bus	external VRLA, 20–24 × 12 V · ±120 to ±144 V DC
Charge	float 2.25, boost 2.4 V/cell; charging power up to 50 % of the rating
SYSTEM	
Rated currents, 90 kVA	318 A mains · 252 A bypass and output · 403 A battery, maximum
Module	15 kVA, 2U, 15.7 × 19.5 × 3.4 in (400 × 495 × 86 mm), 37 lb
Display · communication	touchscreen, EPO, indicators · RS232, RS485, USB, dry contacts, SNMP slot
Parallel	two frames, 1+1
Environment	32–104 °F · 0–95 % RH · IP20 · full power to 9,800 ft · 64 dB
W × D × H	17.4 × 33.1 × 59.4 in · 442 × 840 × 1,510 mm
Weight	15 kVA 244.5 lb · 30 kVA 282 lb · 45 kVA 319.5 lb · 60 kVA 357 lb · 75 kVA 394.5 lb · 90 kVA 432 lb
Standards	UL 1778 standard
Warranty	3 years on the UPS

THE RADIANT FRAME



Hot-swap modules
1 to 6 modules of 15 kVA slide out at the front



Upper door open
the four breakers of the frame



Door closed
7-inch touchscreen, EPO and status colors

MODULAR ONLINE UPS · BATTERIES INSIDE

RADIANT-IB

20–100 kVA

Online double conversion in 20 kVA hot-swappable power modules, with 240 VRLA blocks in 24 trays inside the same 23.6-inch cabinet, for 208 V three-phase loads.



RADIANT-IB · THE CABINET, CLOSED

N+X
redundant power modules

240
12 V 9 Ah blocks inside

94 %
efficiency, double conversion

208 V
three-phase, 4-wire + PE

Technical Specifications
RADIANT-IB 20–100 kVA

Model	20 kVA	40 kVA	60 kVA	80 kVA	100 kVA
Power (kVA = kW)	20	40	60	80	100
Power modules	1 × 20 kVA	2 × 20 kVA	3 × 20 kVA	4 × 20 kVA	5 × 20 kVA
INPUT					
Connection · voltage	3 phases + N + PE · 208 V L-L (200 / 208 / 220 V rated)				
Voltage range	166–261 V L-L at full load; 125–166 V derated to 75 %				
Frequency · power factor	40–70 Hz · > 0.99				
Current THD	≤ 3 %				
Bypass	window +10/+15/+20 %, −10 to −40 % (default +15/−20 %); ±1, 3 or 5 Hz				
OUTPUT					
Voltage · frequency	208 V L-L · 50/60 Hz ± 0.1 %				
THD	≤ 1 % linear, ≤ 5 % non-linear				
Power factor	1 (kVA = kW)				
Inverter overload	110 % 1 h · 125 % 10 min · 150 % 1 min · > 150 % 200 ms				
Bypass overload	110 % long term · 125 % 5 min · 150 % 1 min · > 150 % 1 s				
Transfer	0 ms synchronized; < 10 ms from ECO				
Efficiency	94 % max, double conversion and battery mode				
BATTERY					
Blocks · bus	240 × 12 V 9 Ah VRLA in 24 trays · ±120 V DC, 20 blocks per string				
Charge	float 2.25 V/cell, boost 2.3 V/cell, −1.7 mV/°F/cell (−3.0 mV/°C/cell) compensation				
Backup at 50 · 100 %	85 min · 32 min	32 min · 14 min	22 min · 8 min	14 min · 6 min	12 min · 3 min
SYSTEM					
Rated currents, 100 kVA	348 A mains · 277 A bypass and output · 476 A battery				
Display · communication	7-inch color touchscreen · RS232, RS485, USB, dry contacts, EPO; SNMP and intelligent slots				
Parallel	up to 3 cabinets				
Environment	32–104 °F (0–40 °C) · 0–95 % RH · IP20 · full power to 3,300 ft (1,000 m), −1 % per 330 ft (100 m) above · < 65 dB				
W × D × H	23.6 × 39.4 × 78.7 in · 600 × 1,000 × 2,000 mm				
Weight with batteries	2,191.8 lb	2,243.8 lb	2,295.8 lb	2,347.8 lb	2,399.8 lb
Standards	UL 1778 standard				
Warranty	3 years on the UPS · 2 years on the VRLA batteries				

THE RADIANT-IB CABINET



Batteries inside
24 trays of ten 12 V VRLA blocks slide out at the front



Doors open
power modules, bypass module and breakers



Door closed
7-inch touchscreen; one to five 20 kVA modules

MODULAR ONLINE UPS · BATTERIES INSIDE

CIRRO-IB

30–150 kVA

Online double conversion in 30 kVA hot-swappable power modules, with 240 VRLA blocks in 24 trays inside the same 23.6-inch cabinet, for 480 V three-phase loads.



CIRRO-IB · THE CABINET, CLOSED

N+X
redundant power modules

240
12 V 9 Ah blocks inside

96 %
efficiency, double conversion

480 V
three-phase, 4-wire + PE

Technical Specifications
CIRRO-IB 30–150 kVA

Model	30 kVA	60 kVA	90 kVA	120 kVA	150 kVA
Power (kVA = kW)	30	60	90	120	150
Power modules	1 × 30 kVA	2 × 30 kVA	3 × 30 kVA	4 × 30 kVA	5 × 30 kVA
INPUT					
Connection · voltage	3 phases + N + PE · 480 V L-L				
Voltage range	384–528 V L-L at full load; 288–384 V derated to 75 %				
Frequency · power factor	40–70 Hz · > 0.99				
Current THD	≤ 3 %				
Bypass	window +10/+15/+20 %, −10 to −40 % (default +15/−20 %); ±1, 3 or 5 Hz				
OUTPUT					
Voltage · frequency	480 V L-L · 50/60 Hz ± 0.1 %				
THD	≤ 1 % linear, ≤ 5 % non-linear				
Power factor	1 (kVA = kW)				
Inverter overload	110 % 1 h · 125 % 10 min · 150 % 1 min · > 150 % 200 ms				
Bypass overload	110 % long term · 125 % 5 min · 150 % 1 min · > 150 % 1 s				
Transfer	0 ms synchronized; < 10 ms from ECO				
Efficiency	96 % max, double conversion and battery mode				
BATTERY					
Blocks · bus	240 × 12 V 9 Ah VRLA in 24 trays · ±240 V DC, 40 blocks per string				
Charge	float 2.25 V/cell, boost 2.3 V/cell, −1.7 mV/°F/cell (−3.0 mV/°C/cell) compensation				
Backup at 50 · 100 %	45 min · 14 min	14 min · 6 min	11 min · 3 min	6 min · 2 min	6 min · —
SYSTEM					
Rated currents, 150 kVA	225 A mains · 180 A bypass and output · 321 A battery				
Display · communication	7-inch color touchscreen · RS232, RS485, USB, dry contacts, EPO; SNMP and intelligent slots				
Parallel	up to 3 cabinets				
Environment	32–104 °F (0–40 °C) · 0–95 % RH · IP20 · full power to 4,900 ft (1,500 m), −1 % per 490 ft (150 m) above · < 65 dB				
W × D × H	23.6 × 39.4 × 78.7 in · 600 × 1,000 × 2,000 mm				
Weight with batteries	2,191.8 lb	2,243.8 lb	2,295.8 lb	2,347.8 lb	2,399.8 lb
Standards	UL 1778 standard				
Warranty	3 years on the UPS · 2 years on the VRLA batteries				

THE CIRRO-IB CABINET



Batteries inside
24 trays of ten 12 V VRLA blocks slide out at the front



Doors open
power modules, bypass module and breakers



Door closed
7-inch touchscreen; one to five 30 kVA modules

AEC

MODULAR ONLINE UPS · 480 V

CIRRO

60–1,600 kVA

Online double conversion with a three-level IGBT inverter, in 60 kVA or 100 kVA hot-swappable modules: five frames from 360 to 1,600 kVA for 480 V three-phase loads, with an external battery bank.



CIRRO · THE TWO-DOOR FRAME, 1200 · 1600

1,600 kVA
in one frame, 16 × 100 kVA

97 %
efficiency, 600–1600 frames; 96 % on the 360

PF 1
output, kVA = kW

×8
frames in parallel

Technical Specifications
CIRRO 60–1,600 kVA

Model	CIRRO 360	CIRRO 600 · 800 · 1200 · 1600
Ratings	60–360 kVA	100–1,600 kVA
Power module	60 kVA (CIR-PWR-60), 77 lb	100 kVA (CIR-PWR-100), 104 lb, 18.7 × 27.8 × 5.5 in
Modules per frame	6	6 · 8 · 12 · 16
INPUT		
Connection · voltage	3 phases + N + PE · 480 V L-L	
Voltage range	384–528 V full load; 288–384 V derated to 75 %	384–528 V full load; 288–384 V derated to 50 %
Frequency · power factor	40–70 Hz · ≥ 0.99	
Current THD	≤ 3 %	≤ 2 % (100 % linear load)
OUTPUT		
Voltage · frequency	480 V L-L · 60 Hz ± 0.1 Hz · pure sine wave	
Power factor	1 (kVA = kW)	
THD	≤ 1 % linear, ≤ 5 % non-linear	≤ 1 % linear, ≤ 3 % non-linear
Overload	110 % 1 h · 125 % 10 min · 150 % 1 min · > 150 % 200 ms	
Efficiency AC/AC	96 %	up to 97 %
BATTERY		
Type · standard	external VRLA · ±240 V DC, 40 blocks	
Range	±180 to ±264 V DC, 30–44 blocks	±180 to ±300 V DC, 30–50 blocks
Charger · recharge	80 A settable · < 6 h	15 % of output power · < 6 h
SYSTEM		
Display	7" color touchscreen	10" color touchscreen
Communication	USB, RS232, RS485, dry contacts, EPO, cold start; SNMP optional	
Parallel	up to 8 units, with the parallel kit	
Breakers	1 in the frame	600 · 800: 4 in the frame · 1200 · 1600: external switchgear
Environment	32–104 °F · < 95 % RH · < 65 dB	32–104 °F · < 95 % RH · IP20 · 3,300 ft · 72 dB
W × D × H	23.6 × 39.3 × 78.7 in	600 · 800: 31.5 × 39.4 · 1200: 47.2 × 43.3 · 1600: 63 × 39.4 × 78.7 in
Standards	UL 1778 standard	
Warranty	3 years on the UPS	



TO SCALE

CIRRO 60–1,600 kVA

60–360 kVA 23.6 × 39.3 × 78.7 in	636.4–1,088.4 lb
100–800 kVA 31.5 × 39.4 × 78.7 in	996.5–1,902.4 lb
900–1,200 kVA 47.2 × 43.3 × 78.7 in	2,308.1–2,618.9 lb
1,300–1,600 kVA 63 × 39.4 × 78.7 in	3,485.3–3,796.1 lb

PROTECTIONS AND STANDARD FEATURES

- ✓ Overload: static bypass
- ✓ EPO on every frame
- ✓ Cold start on battery
- ✓ SPD surge protection, option
- ✓ Air filter, fan cleaning
- ✓ Three access levels

MODULAR ONLINE UPS · 480 V · LITHIUM-READY

INFINITE

100–1,200 kVA

Online double conversion in 100 kVA hot-swappable modules with two control cards: 100 and 200 kVA cabinets, and systems to 1,200 kVA in parallel, for 480 V three-wire loads on lead-acid or AEC L6 lithium batteries.



INFINITE · THE CABINET, 100 OR 200 kVA

100 kVA
per hot-swappable module

SiC
silicon carbide: 97.3 % peak online, 99 % in ECO

2 + 1
modules, and two control cards

UL 1778
listed · FCC Part 15 Class A

Technical Specifications
INFINITE 100–1,200 kVA

Model	100 kVA cabinet	200 kVA cabinet
Ratings	100 kVA (INF-100)	200 kVA (INF-200); 400–1,200 kVA as 2–6 cabinets in parallel
Power modules	1 + 1 redundant slot	2 + 1 redundant slot
INPUT		
Connection · voltage	3 phases + PE, no neutral · 480 V L-L	
Voltage · frequency range	336–552 V · 39.8–70.2 Hz	
Power factor · current THD	≥ 0.99 · < 3 % at full load	
Rated current	137 A	274 A
Bypass window	+10 or +15 %, −10/−15/−20/−30 % (default +15/−20 %)	
OUTPUT		
Voltage · frequency	480 V L-L, trim ±5 V, accuracy ≤ 1 % · 60 Hz	
THD · power factor	≤ 1 % resistive, ≤ 3 % non-linear · settable 0.8–1.0	
Rated current	120 A	241 A
Inverter overload	≤ 105 % continuous · 110 % 60 min · 125 % 10 min · 150 % 1 min · > 150 % 300 ms	
Bypass overload	≤ 135 % continuous · 150 % 5 min · 200 % 1 s · 300 % 100 ms	
Transfer	0 ms mains ↔ battery · 1 ms synchronized · 2 ms not synchronized (1–15 ms)	
EFFICIENCY		
Online, 30 · 50 · 100 % load	≥ 96.8 · 97.0 · 96.4 %	
Battery mode	≥ 96.1 · 96.7 · 95.8 %	
ECO	up to 99 %	
BATTERY		
Lead-acid	480 V rated, 360–600 V, 30–50 blocks	
Lithium	512 V rated, 384–640 V; BMS card for AEC L6	
Charge current	5–100 A per module, 20 A by default	
SYSTEM		
Display · communication	7-inch touchscreen · Modbus RTU/TCP, RS232, SNMP (BACnet), BMS, 4 in / 3 out dry contacts	
Parallel	up to 8 UPSs · BSC up to 3 buses · systems to 1,200 kVA, six 200 kVA cabinets	
Environment	32–104 °F · 0–95 % RH · IP20 · to 6,562 ft	
Noise, full load	< 65 dB	< 68.5 dB
W × D × H	23.6 × 39.4 × 81.4 in · 600 × 1,000 × 2,068 mm	
Weight	452 lb · 571 lb with 1+1	591 lb · 710 lb with 2+1
Standards	UL 1778-2024 listed · FCC Part 15 Class A	
Warranty	3 years on the UPS · 5 years on L6 lithium	

INSIDE THE CABINET · DOOR OPEN



200 kVA · 2+1 modules



100 kVA · 1+1 modules

1. **Switches**
   input, output and bypass
2. **System control box**
   two control cards, monitoring card, SNMP and expansion slots, hot-swappable
3. **Bypass module**
   static switch, 200 kVA (100 kVA in the smaller cabinet)
4. **Power modules**
   100 kVA each, hot-swappable: 2+1 or 1+1

MODULAR LITHIUM BATTERY SYSTEM

L6

50 Ah lithium

LiFePO4 modules of 50 Ah that slide in like drawers, each with its own DC/DC converter and BMS, in cabinets of 10 or 20 modules: up to 15 cabinets for the AEC INFINITE and **lithium**-ready UPS.



L6 LITHIUM CABINETS SIDE BY SIDE

LFP
lithium iron phosphate cells

Hot-swap
modules replaced online in minutes

15
cabinets in one system

58 kWh
per cabinet with 20 modules

Technical Specifications
L6 Lithium Battery System

Model	L6-CAB-10x50LI	L6-CAB-20x50LI
CABINET		
Modules	10 × 50 Ah	20 × 50 Ah
Energy	about 29 kWh	58 kWh
Rated discharge power	100 kW	200 kW
Output voltage · discharge	240, ±240 or 480 V DC	
Input voltage · charge	265, ±265 or 530 V DC	
Discharge overload	125–135 % 1 min · 135–150 % 30 s · > 150 % 500 ms	
Current unbalance	≤ 3 % between modules and cabinets	
Cabinets in parallel	up to 15; combiner L6-C-4000 for up to 8	
W × D × H	23.6 × 33.5 × 78.7 in (600 × 850 × 2,000 mm)	
Weight	1,355.8 lb (615 kg)	2,171.6 lb (985 kg)
MODULE L6-MOD-50LI		
Cells · energy	18 × 3.2 V LiFePO4 · 2.88 kWh	
Discharge rate · charge current	4C · up to 40 A, 20 A by default	
DC/DC output	10 kW	
Size · weight	8.8 × 26.2 × 6.0 in · 81.6 lb (37 kg)	
SOC · SOH accuracy	≥ 95 % · ≥ 90 %	
FUNCTIONS		
Standard	cold start, self-start when the mains returns, EPO, SOC balance on discharge, module-level fire control, on-line insulation detection	
Protection	over-temperature, over-current, short circuit, over- and under-voltage, low SOC	
GENERAL		
Display	10-inch touchscreen on the master cabinet; run, alarm and fault lamps on each slave	
Communication	TCP/IP, RS485 (Modbus to the UPS)	
Operating · storage	32–104 °F (0–40 °C) · 14–113 °F (–10–45 °C)	
Humidity · altitude	5–95 % RH non-condensing · 13,123 ft (4,000 m), derated above 6,562 ft (2,000 m)	
Noise · protection	< 65 dB · IP20	
Certification	modules UL 1973 listed, UL 9540A tested; UN38.3 tested, T.1–T.8	
Warranty	5 years on the cabinets with their batteries	
INSTALLATION		
Clearances	front ≥ 31.5 in (800 mm), to open the door and pull the modules; rear ≥ 31.5 in (800 mm), for the air; top ≥ 19.7 in (500 mm) above	
Floor · placing	concrete or other non-combustible floor, anchored with expansion bolts; cabinets of one system bolted side by side	
Auxiliary supply · cables	160–300 V AC for the BMS, screen and fans; DC cables from the top; AEC sizes and commissions the system with the UPS	

Specifications are subject to change without notice.

AEC

MODULAR UPS + LITHIUM · IP55 CONTAINER

CONTAINER

1–1.2 MW

An INFINITE modular UPS and AEC L6 lithium cabinets, wired, cooled and secured inside one sealed 40-foot container: critical power that arrives on a truck and starts on site.



THE AEC CONTAINERIZED UPS: A SEALED 40-FOOT IP55 CONTAINER

1.2 MW
INFINITE, 100 kW modules

15 min
at full load with L6 lithium

IP55
sealed 40-foot container

348 kWh
lithium at 1.2 MW, 6 × 58 kWh

Configurations and Ordering
Containerized UPS 1–1.2 MW

Two systems, one container: INFINITE 200 kVA cabinets in parallel, each with its own L6 **lithium** cabinet. The codes order the UPS and the batteries together; AEC builds, delivers and commissions the container.

1 MW

INF-1000+5xL6-CAB-20x50LI



5 × INFINITE 200 kVA
2 × 100 kW modules each

5 × L6 · 20 × 50 Ah
master with touchscreen

10
× 100 kW modules

100
× 50 Ah LiFePO4

290 kWh
lithium, 5 × 58 kWh

1.2 MW

INF-1200+6xL6-CAB-20x50LI



6 × INFINITE 200 kVA
2 × 100 kW modules each

6 × L6 · 20 × 50 Ah
master with touchscreen

12
× 100 kW modules

120
× 50 Ah LiFePO4

348 kWh
lithium, 6 × 58 kWh

The two systems

	1 MW	1.2 MW
Rating	1,000 kVA · 1,000 kW	1,200 kVA · 1,200 kW
UPS cabinets	5 × INF-200 in parallel, 10 × 100 kW modules, hot-swappable	6 × INF-200 in parallel, 12 × 100 kW modules, hot-swappable
Lithium	5 × L6-CAB-20x50LI, one per UPS cabinet: 100 × 50 Ah LiFePO4, 290 kWh	6 × L6-CAB-20x50LI, one per UPS cabinet: 120 × 50 Ah LiFePO4, 348 kWh
Backup, full · half load	15 min · 30 min	15 min · 30 min
Weight, UPS and battery	14,122.9 lb (6,406 kg)	16,885.8 lb (7,659 kg)

Both: 480 V three-phase, 3 wires + ground, 60 Hz; recharge under 2 hours. UPS data p. 31; battery data p. 33.

From order to operation

1. **Survey**
   Site, power, truck access, room for the pad.
2. **Configuration**
   1 or 1.2 MW, the runtime.
3. **Factory build**
   UPS, **lithium**, cooling, fire and security wired in.
4. **Delivery**
   By truck; set on its concrete pad.
5. **Connection**
   Cables through the sealed entry.
6. **Start-up**
   Every value, alarm and contact tested by AEC.
7. **Service**
   24/7 assistance, maintenance and parts.

ORDERING, WARRANTY AND SERVICE

The codes order the UPS with its L6 cabinets; the container (40 ft, IP55, cooling, fire, security) and the site works are quoted with each project.

sales@aecups.com · +1 786 553 2100 · aecups.com

5 years
L6 cabinets

3 years
INFINITE UPS

24/7
assistance

Miami
start-up and training

BATTERIES AND BATTERY CABINETS

Batteries and cabinets

A cabinet for every AEC UPS that takes external batteries: BAT towers and 19-inch packs for the FERRUS line, and the BB4US beside the FERRUS SP, each cabinet at the DC voltage of its UPS.



BB4US CABINET, A BAT TOWER AND A 19-INCH PACK

8
cabinets and packs for the FERRUS line

12 V 9 Ah
VRLA blocks, delivered charged

80
blocks in one BB4US cabinet

1–4
cabinets or packs per UPS

Battery Cabinet Selection
BAT, BAT…RT and BB4US

Eight cabinets and packs for the FERRUS line (11 catalog codes): every UPS rating and its cabinets; the DC voltage of the cabinet is the DC voltage of the UPS.

Which goes with which

UPS	DC	BAT 0424	BAT 0848	BAT 1272	BAT 0424RT	BAT 0848RT	BAT 1272RT	BAT 16192RT	BB4US all	Per UPS
FERRUS 1 kVA	24 V	●								1–4
FERRUS 2 kVA	48 V		●							1–4
FERRUS 3 kVA	72 V			●						1–4
FERRUS RT 1 kVA	24 V				●					1–4
FERRUS RT 1.5 kVA	48 V					●				1–4
FERRUS RT 2 kVA	48 V					●				1–4
FERRUS RT 3 kVA	72 V						●			1–4
FERRUS SP 6 kVA	192 V								●	1
FERRUS SP 10 kVA	192 V								●	1
FERRUS SP 20 kVA	240 V								—	on request
FERRUS SP RT 6 kVA	192 V							●		1–4
FERRUS SP RT 10 kVA	192 V							●		1–4

● a catalog set: UPS and cabinet in one code (42 sets; ×2 to ×4 for more cabinets), backup time published

FERRUS SP 20 kVA: 40 blocks inside on 240 V DC (FERSP20000-40X9), or the same cabinet supplied empty (FERSP20000-EMPTY); external cabinet on request.

Battery inside: LUMINA (LiFePO4), ETHERNO (1 to 3 lithium modules of 50 Ah), AUREON (VRLA modules), RADIANT-IB and CIRRO-IB (up to 240 blocks on trays). **RADIANT and CIRRO:** an external battery bank, sized by AEC with each project. **INFINITE:** AEC L6 lithium cabinets, 480 V DC into its lithium window of 384–640 V (512 V rated).

Accessories Overview
Cards, Kits and Options

Network and relay cards, parallel and rack kits and protection options: fitted in the UPS slots or beside the cabinet, the same family across the range.



SNMP network cards

Network monitoring from any browser: web pages, SNMP v1/v2c/v3, Modbus TCP/IP, e-mail alarms and MQTT; fitted in the UPS intelligent slot.



Dry-contact card

Potential-free relay outputs in the intelligent slot: mains failure, battery low, UPS fault and bypass, for a BMS or a remote panel.

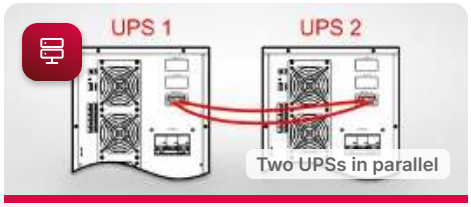

Parallel kits

Cables and interface that join identical UPSs in parallel, for more power or N+1 redundancy; the number of units depends on the model.



Telescopic rail kit

Telescopic rails for 2- or 4-post 19-inch racks, rated 100 lb, 27.6 in long: the rack UPS slides in and out for service.

Class-C

surge protective device, three-phase

Surge protection

Class-C surge protective device on the UPS input, against transient overvoltage from the grid.



Battery compensation

Compensates the battery string voltage on long cable runs between the UPS and an external battery bank.



OPTION

BMS card

Links the UPS to **lithium** battery cabinets: one BMS port, 2 digital inputs, 1 digital output. Available on request.

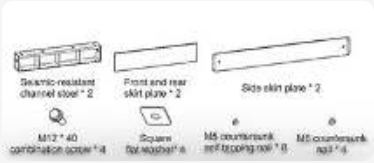

OPTION

Seismic kit

Channel-steel bases, skirt plates and bolts that anchor the cabinet in seismic zones. Available on request.

Sizes and weights

Accessory	W × D × H, in	Weight	Accessory	W × D × H, in	Weight
SNMP network cards	5.1 × 4.3 × 0.8	0.4 lb	Parallel kits	15.7 × 11.8 × 3.9	8.8 lb
Dry-contact card	5.1 × 4.3 × 0.8	0.4 lb	Telescopic rail kit	27.6 × 6.3 × 3.1	13.2 lb

Ordering Codes at a Glance

The code to quote for each model; full configurations, cabinets and options on the series pages.

LUMINA

LUM1000RT-2U-LI	1 kVA	Internal LiFePO4 lithium
LUM1500RT-2U-LI	1.5 kVA	Internal LiFePO4 lithium
LUM2000RT-2U-LI	2 kVA	Internal LiFePO4 lithium
LUM2200RT-2U-LI	2.2 kVA	Internal LiFePO4 lithium
LUM3000RT-2U-LI	3 kVA	Internal LiFePO4 lithium

FERRUS

FER1000-2X9	1 kVA	2 × 12 V 9 Ah VRLA inside
FER2000-4X9	2 kVA	4 × 12 V 9 Ah VRLA inside
FER3000-6X9	3 kVA	6 × 12 V 9 Ah VRLA inside

FERRUS RT

FER1000RT-2X9	1 kVA	2 × 12 V 9 Ah VRLA inside
FER1500RT-4X9	1.5 kVA	4 × 12 V 9 Ah VRLA inside
FER2000RT-4X9	2 kVA	4 × 12 V 9 Ah VRLA inside
FER3000RT-6X9	3 kVA	6 × 12 V 9 Ah VRLA inside

FERRUS SP

FERSP6000-16X9	6 kVA	16 × 12 V 9 Ah VRLA inside
FERSP10000-16X9	10 kVA	16 × 12 V 9 Ah VRLA inside
FERSP20000-40X9	20 kVA	40 × 12 V 9 Ah VRLA inside

FERRUS SP RT

FERSPRT6000-16X9	6 kVA	16 × 12 V 9 Ah VRLA inside
FERSPRT10000-16X9	10 kVA	16 × 12 V 9 Ah VRLA inside

ETHERNO

ETH10	10 kVA	Frame, batteries not included
ETH10-1X50A-LI	10 kVA	1 × 50 Ah lithium module
ETH10-2X50A-LI	10 kVA	2 × 50 Ah lithium modules
ETH10-3X50A-LI	10 kVA	3 × 50 Ah lithium modules
ETH20	20 kVA	Frame, batteries not included
ETH20-2X50A-LI	20 kVA	2 × 50 Ah lithium modules
ETH20-3X50A-LI	20 kVA	3 × 50 Ah lithium modules
ETH30	30 kVA	Frame, batteries not included
ETH30-3X50A-LI	30 kVA	3 × 50 Ah lithium modules

AUREON

AUR-10	10 kVA	Frame, batteries not included
AUR10-40X9A	10 kVA	40 × 12 V 9 Ah VRLA inside
AUR10-80X9A	10 kVA	80 × 12 V 9 Ah VRLA inside
AUR-20	20 kVA	Frame, batteries not included
AUR20-60X9A	20 kVA	60 × 12 V 9 Ah VRLA inside
AUR20-80X9A	20 kVA	80 × 12 V 9 Ah VRLA inside
AUR-30	30 kVA	Frame, batteries not included
AUR30-80X9A	30 kVA	80 × 12 V 9 Ah VRLA inside

RADIANT

RAD90-1X15	15 kVA	1 × 15 kVA power module
RAD90-2X15	30 kVA	2 × 15 kVA power modules
RAD90-3X15	45 kVA	3 × 15 kVA power modules
RAD90-4X15	60 kVA	4 × 15 kVA power modules
RAD90-5X15	75 kVA	5 × 15 kVA power modules
RAD90-6X15	90 kVA	6 × 15 kVA power modules

RADIANT-IB

RADIB100-1X20	20 kVA	1 × 20 kVA power module
RADIB100-2X20	40 kVA	2 × 20 kVA power modules
RADIB100-3X20	60 kVA	3 × 20 kVA power modules
RADIB100-4X20	80 kVA	4 × 20 kVA power modules
RADIB100-5X20	100 kVA	5 × 20 kVA power modules

CIRRO-IB

CIRIB150-1X30	30 kVA	1 × 30 kVA power module
CIRIB150-2X30	60 kVA	2 × 30 kVA power modules
CIRIB150-3X30	90 kVA	3 × 30 kVA power modules
CIRIB150-4X30	120 kVA	4 × 30 kVA power modules
CIRIB150-5X30	150 kVA	5 × 30 kVA power modules

CIRRO

CIR360-1X60 … -6X60	60–360 kVA
CIR600-1X100 … -6X100	100–600 kVA
CIR800-7X100 … -8X100	700–800 kVA
CIR1200-9X100 … -12X100	900 kVA–1.2 MVA
CIR1600-13X100 … -16X100	1.3–1.6 MVA

INFINITE

INF-100	100 kVA	1 × 100 kVA module
INF-200	200 kVA	2 × 100 kVA modules
INF-400	400 kVA	4 × 100 kVA modules
INF-600	600 kVA	6 × 100 kVA modules
INF-800	800 kVA	8 × 100 kVA modules
INF-1000	1 MVA	10 × 100 kVA modules
INF-1200	1.2 MVA	12 × 100 kVA modules

Add +1 for a redundant module and + L6-CAB for lithium cabinets.

AEC
Technology Behind Power

Guaranteeing continuity and reliability since 1968

UPS CATALOG · USA 2026

AEC UPS USA LLC
4872 SW 72nd Ave
Miami, FL 33155
+1 786 553 2100

ALLIS ELECTRIC CO., LTD.
Group headquarters
Taipei, Taiwan
TWSE:1514

AEC INTERNATIONAL SRL
EMEA hub
Milan
Italy

SALES AND SERVICE
sales@aecups.com
WhatsApp +1 786 553 2100
24/7